

BRIEFING

VOICES OF AAPI COMMUNITIES

Insights from the March 2024 AAPI Data/AP-NORC Survey

We will begin momentarily. Please type your name and affiliation in the chat!

APIA VOTE
ASIAN & PACIFIC ISLANDER AMERICAN VOTE



AAPI DATA



Asian American
Journalists
Association

April 23, 2024

Welcome



Kevin Hirano
APIAVote, Deputy Director



Naomi Tacuyan Underwood
AAJA, Executive Director

Speakers

APIAVOTE
ASIAN & PACIFIC ISLANDER AMERICAN VOTE

AAPI DATA

nji
Asian American
Journalists
Association



Karthick Ramakrishnan
AAPI Data, Founder & Executive Director

Key Findings

Five Things You Should Know About the AAPI Data/AP-NORC Poll Among Asian American, Native Hawaiian, and Pacific Islander adults in the U.S.

1. 79% have been affected by at least one extreme weather event in the past five years
2. 67% say recent extreme weather events have heavily influenced their views on climate change
3. 73% are very or extremely concerned about climate change's impact on future generations
4. 7 in 10 believe the U.S. federal government, other high-income countries, and corporations bear significant responsibility for addressing climate change
5. 75% believe in the long-run, environmental protection is always more important than economic growth

Survey Report Findings



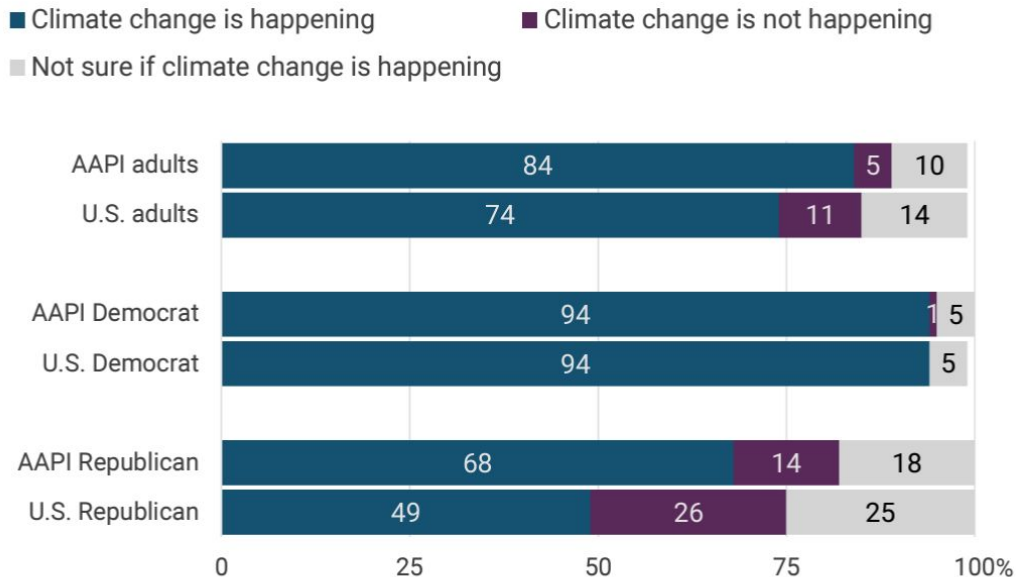
AAPI DATA



Asian American
Journalists
Association

Most AAPI adults believe climate change is happening.

Percent of adults

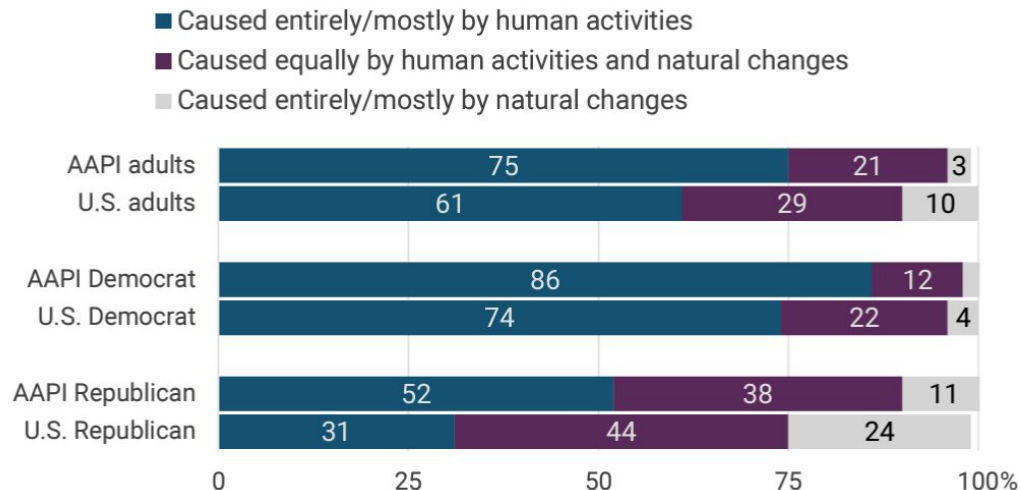


Questions: Do you think climate change is happening, do you think climate change is not happening, or aren't you sure?

Source: AAPI Data/AP-NORC Poll conducted March 4-11, 2024 with 1,005 with AAPI adults nationwide and AP-NORC Poll conducted September 7-11, 2023 with 1,146 adults age 18 and older nationwide.

A majority of AAPI adults believe climate change is caused by human activities.

Percent of adults who believe climate change is happening



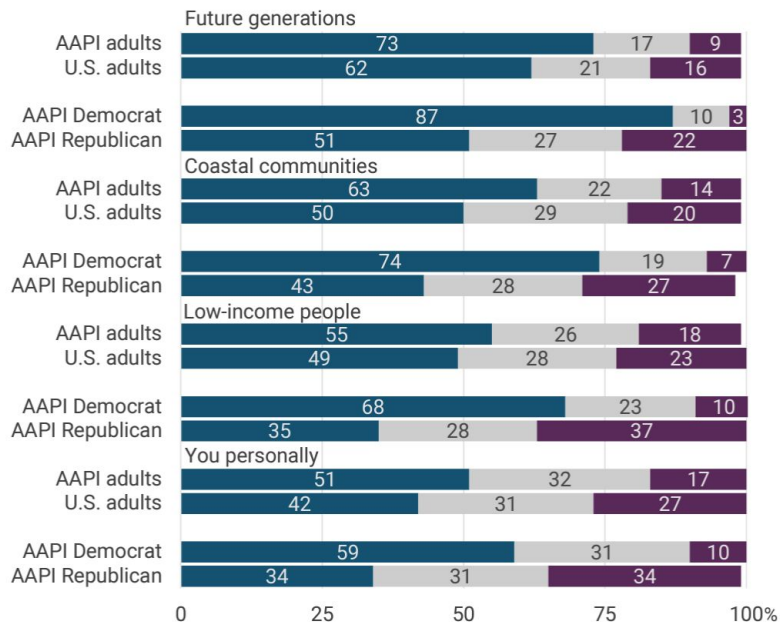
Questions: Do you think climate change is caused entirely by human activities, caused mostly by human activities, caused about equally by human activities and natural changes in the environment, caused mostly by natural changes in the environment, or caused entirely by natural changes in the environment?

Source: AAPI Data/AP-NORC Poll conducted March 4-11, 2024 with 1,005 with AAPI adults nationwide and AP-NORC Poll conducted September 7-11, 2023 with 1,146 adults age 18 and older nationwide.

AAPI Democrats worry more about the effects of climate change than AAPI Republicans.

Percent of adults

■ Extremely/very concerned ■ Moderately concerned ■ Not at all/not very concerned



Questions: How concerned are you about the effects of climate change on:

Source: AAPI Data/AP-NORC Poll conducted March 4-11, 2024 with 1,005 AAPI adults nationwide and AP-NORC/EPIC Poll conducted January 31 - February 15, 2023 with 5,408 adults age 18 and older nationwide.



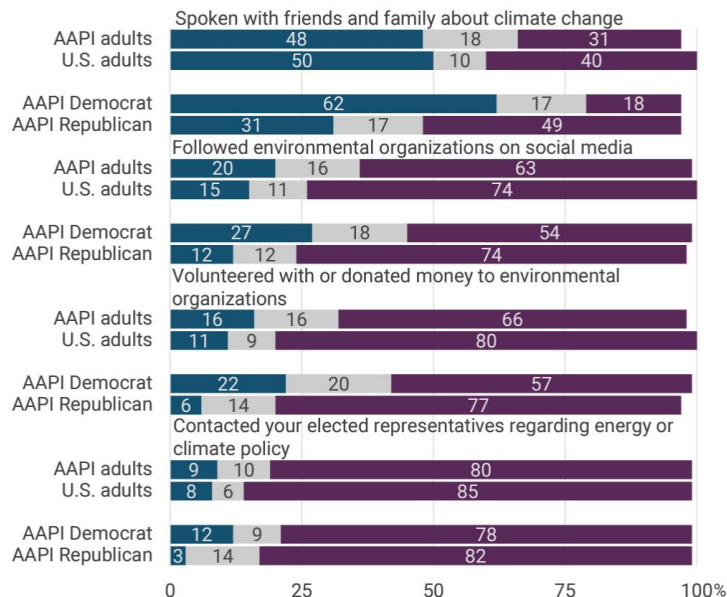
APNORC.org



Most AAPI adults have taken some civic action in response to climate change.

Percent of adults

■ Yes, in the last year ■ Yes, more than a year ago ■ No, I haven't done this



Questions: Have you done any of the following in response to climate change, or not?

Source: AAPI Data/AP-NORC Poll conducted March 4-11, 2024 with 1,005 AAPI adults nationwide and AP-NORC Poll conducted April 13 - 17, 2023 with 1,230 adults age 18 and older nationwide.

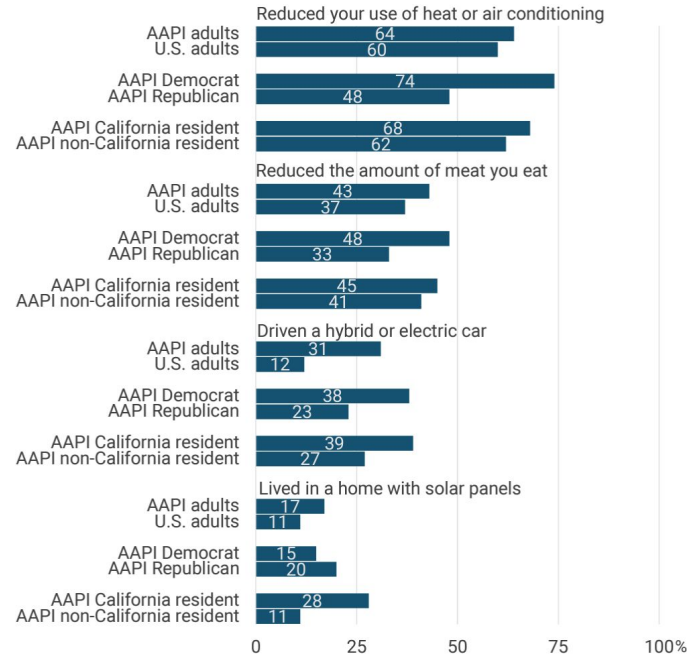


APNORC.org



AAPI adults more likely to drive an electric car or have solar panels than the general public.

Percent of adults who do each of the following

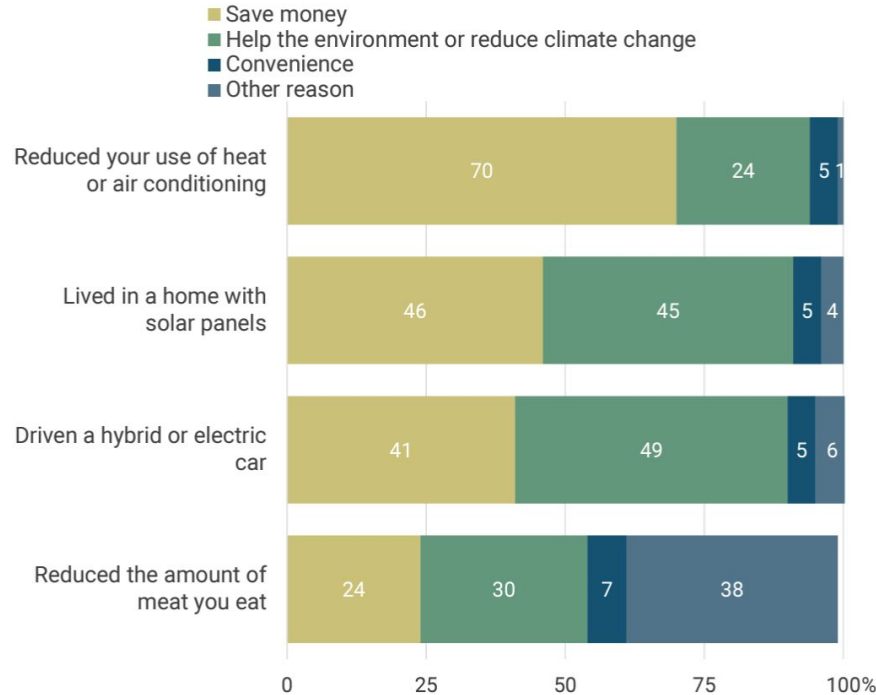


Questions: Over the last year, have you done any of the following?

Source: AAPI Data/AP-NORC Poll conducted March 4-11, 2024 with 1,005 AAPI adults nationwide and AP-NORC/EPIC Poll conducted January 31 - February 15, 2023 with 5,408 adults age 18 and older nationwide.

Almost half of AAPI adults who have driven an electric car or lived with solar panels have done so to reduce their carbon footprint.

Percent of AAPI adults who have taken each action



Question: What's the main reason why you have done each of the following?

Source: AAPI Data/AP-NORC Poll conducted March 4-11, 2024 with 1,005 AAPI adults nationwide.

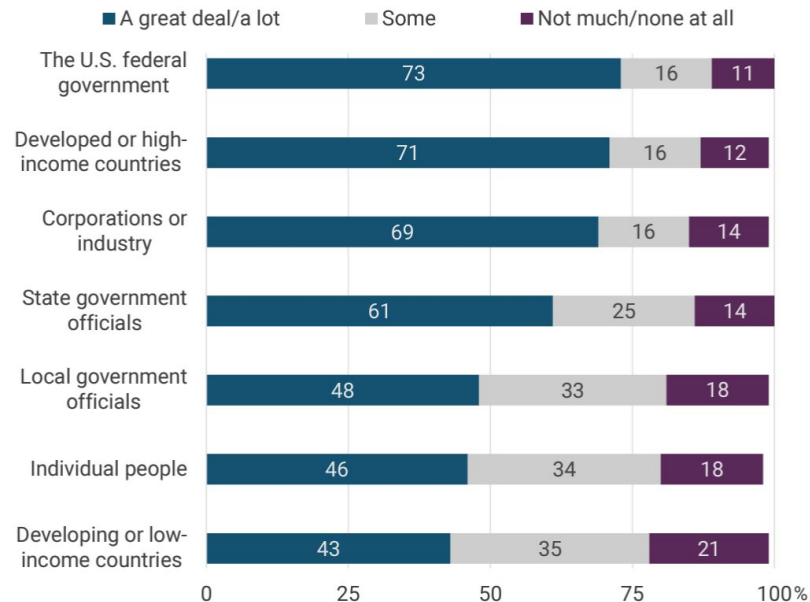


APNORC.org



7 in 10 AAPI adults think the federal government, high-income countries, and corporations are responsible for addressing climate change.

Percent of AAPI adults



Questions: How much responsibility does each of the following have for addressing climate change?

Source: AAPI Data/AP-NORC Poll conducted March 4-11, 2024 with 1,005 AAPI adults nationwide.



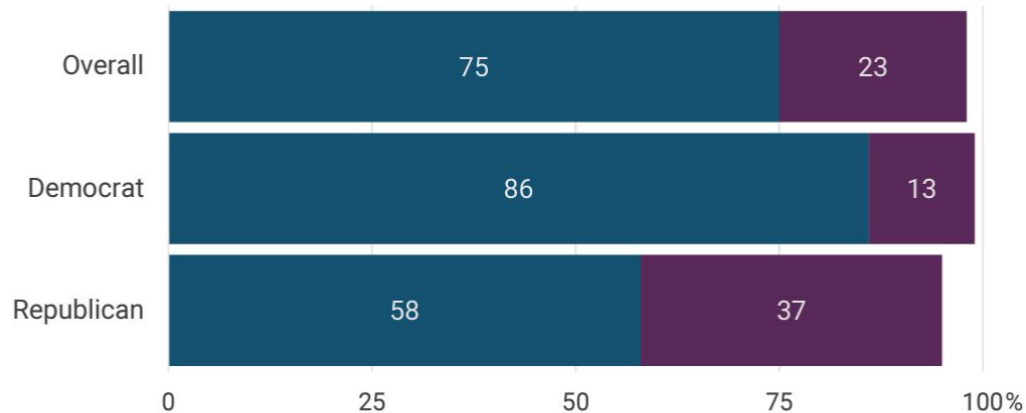
APNORC.org



Three quarters of AAPI adults think environmental protection should be prioritized over economic growth.

Percent of AAPI adults

- In the long run, environmental protection is always more important than economic growth
- In the long run, economic growth is always more important than environmental protection



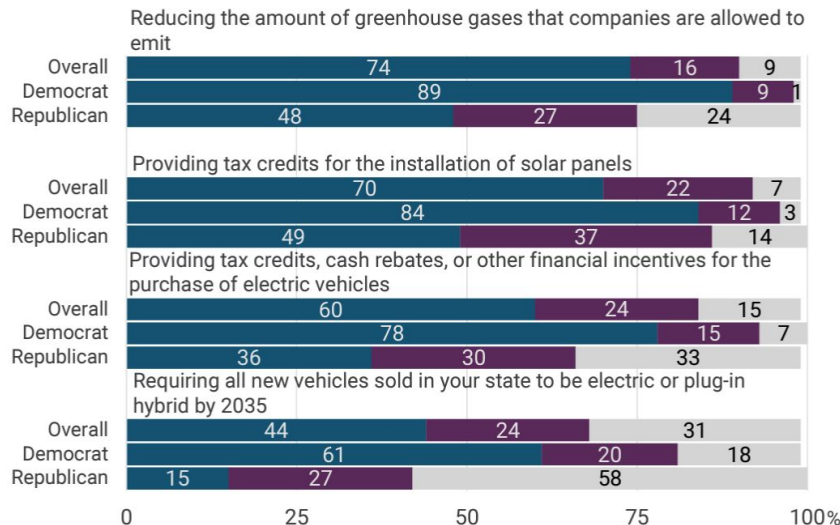
Questions: When there is a conflict between environmental protection and economic growth, which comes closer to your view – even if neither is exactly right?

Source: AAPI Data/AP-NORC Poll conducted March 4-11, 2024 with 1,005 with AAPI adults nationwide.

7 in 10 AAPI adults favor reducing companies' greenhouse gas emissions and providing tax credits for solar panel installation.

Percent of AAPI adults

■ Strongly/somewhat favor ■ Neither favor nor oppose ■ Strongly/somewhat oppose



Questions: Do you favor, oppose, or neither favor nor oppose the federal government doing each of the following?

Source: AAPI Data/AP-NORC Poll conducted March 4-11, 2024 with 1,005 with AAPI adults nationwide.

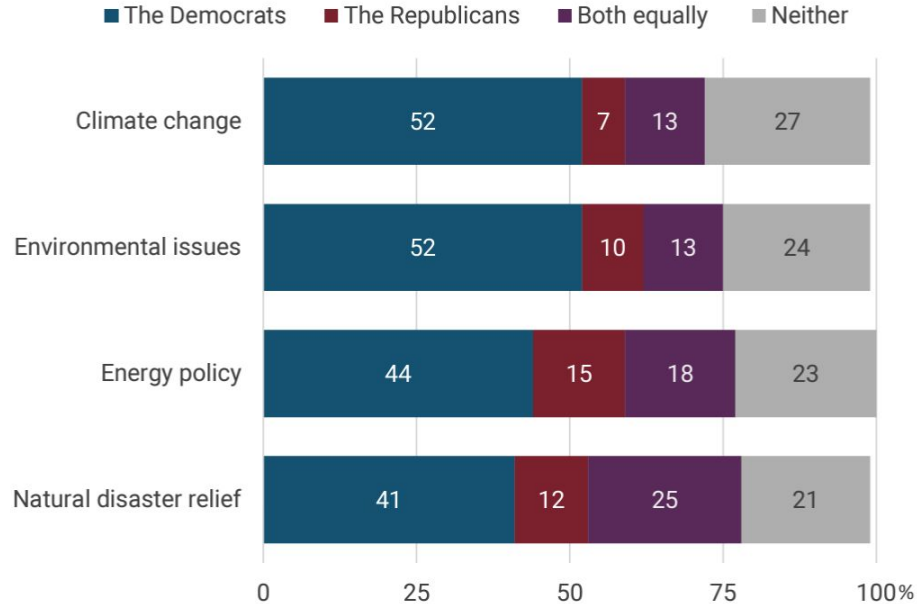


APNORC.org



AAPI adults are more likely to trust the Democrats than the Republicans to handle climate issues.

Percent of AAPI adults



Questions: Now, which party do you trust to do a better job of handling:

Source: AAPI Data/AP-NORC Poll conducted March 4-11, 2024 with 1,005 with AAPI adults nationwide.



APNORC.org



Deeper Dives



AAPI DATA




Asian American
Journalists
Association

Views on whether Climate Change is happening

by Race, Party ID, and Age

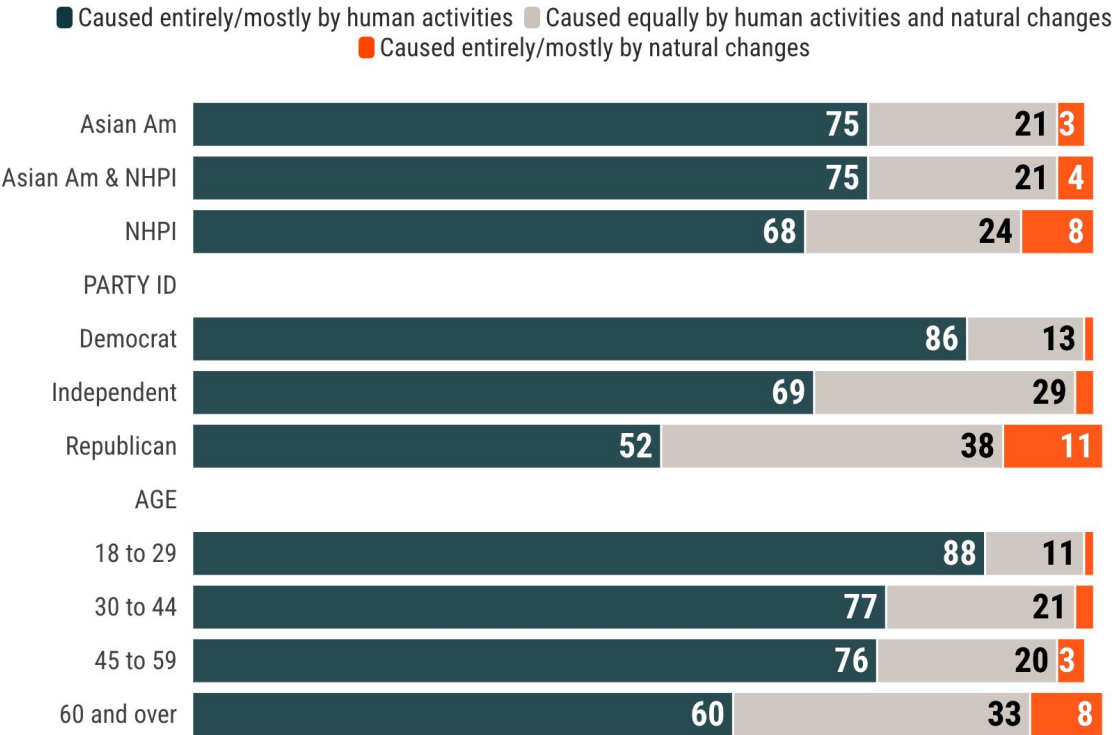
■ Climate change is happening ■ Climate change is not happening ■ Not sure if climate change is happening



Source: AAPI Data/AP-NORC Survey March 2024

Causes of Climate Change

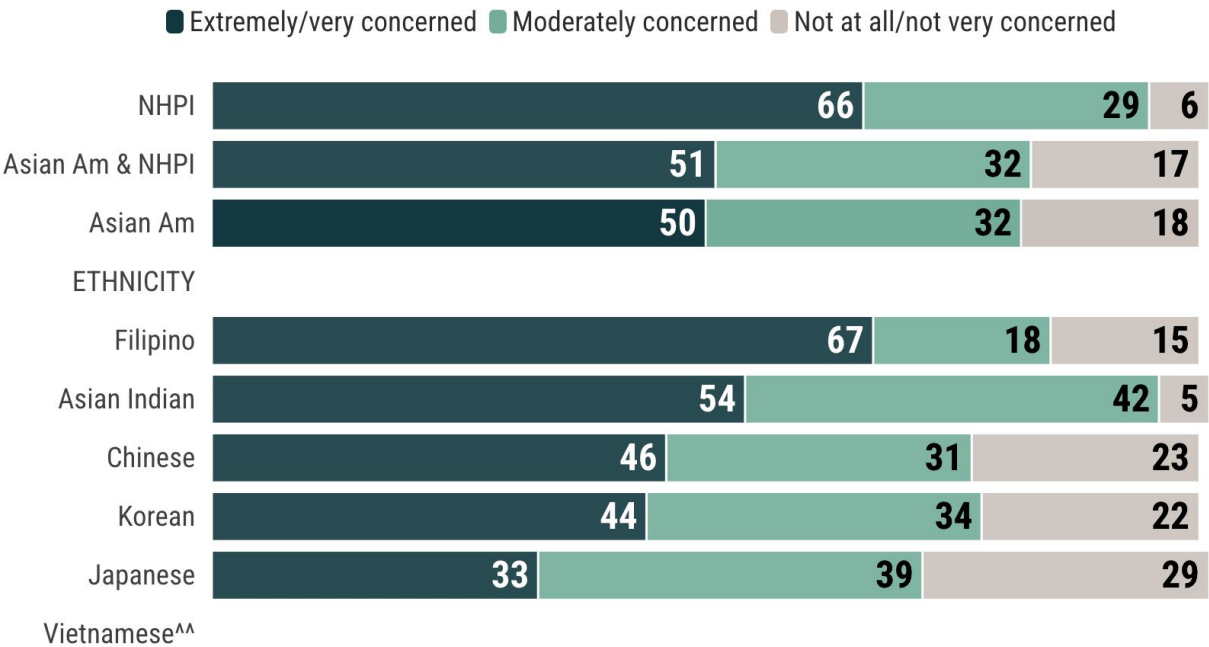
by Race, Party ID, and Age



Source: AAPI Data/AP-NORC Survey March 2024

Views on how concerned are you about the effects of climate change on: you personally

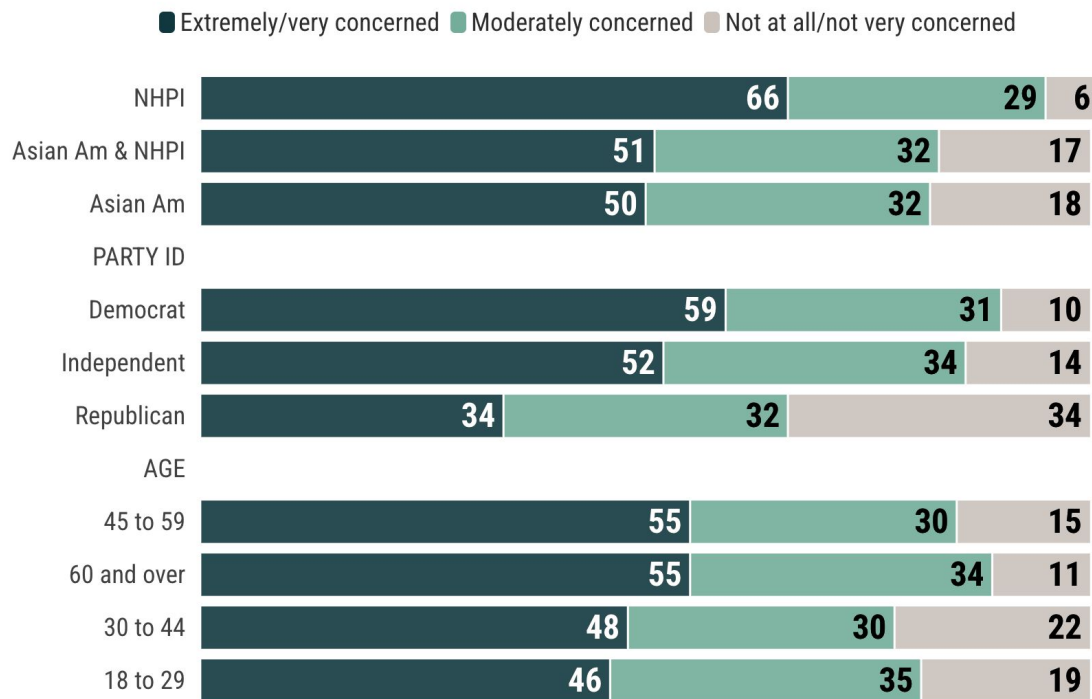
by Race and Ethnicity



Source: AAPI Data/AP-NORC Survey March 2024

Views on how concerned are you about the effects of climate change on: you personally

by Race, Party ID, and Age

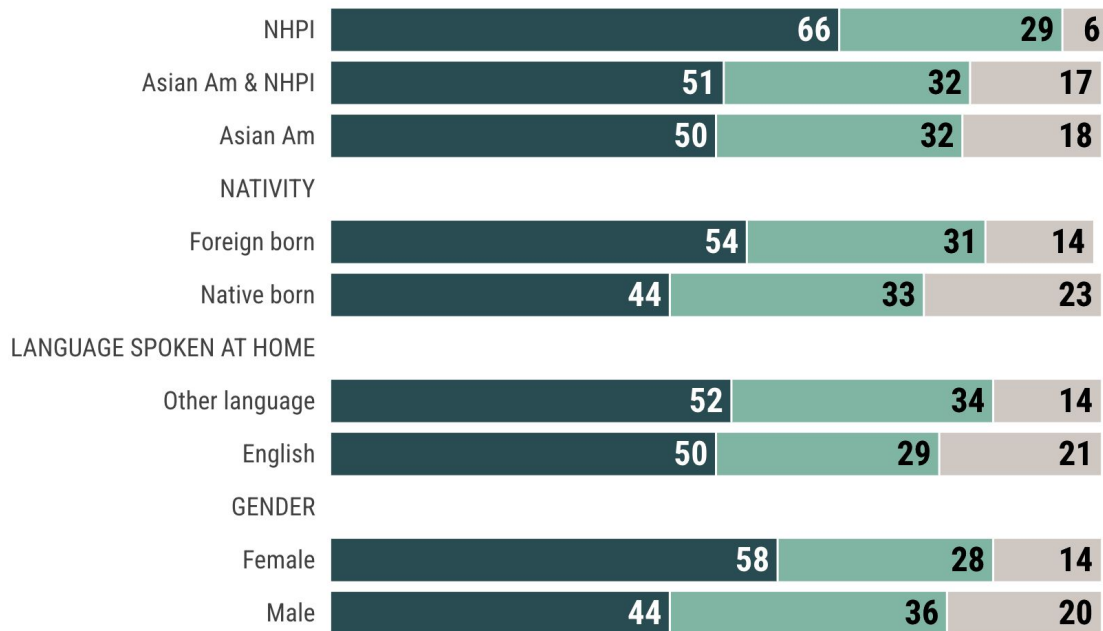


Source: AAPI Data/AP-NORC Survey March 2024

Views on how concerned are you about the effects of climate change on: you personally

by Race, Nativity, Language, and Gender

Extremely/very concerned Moderately concerned Not at all/not very concerned

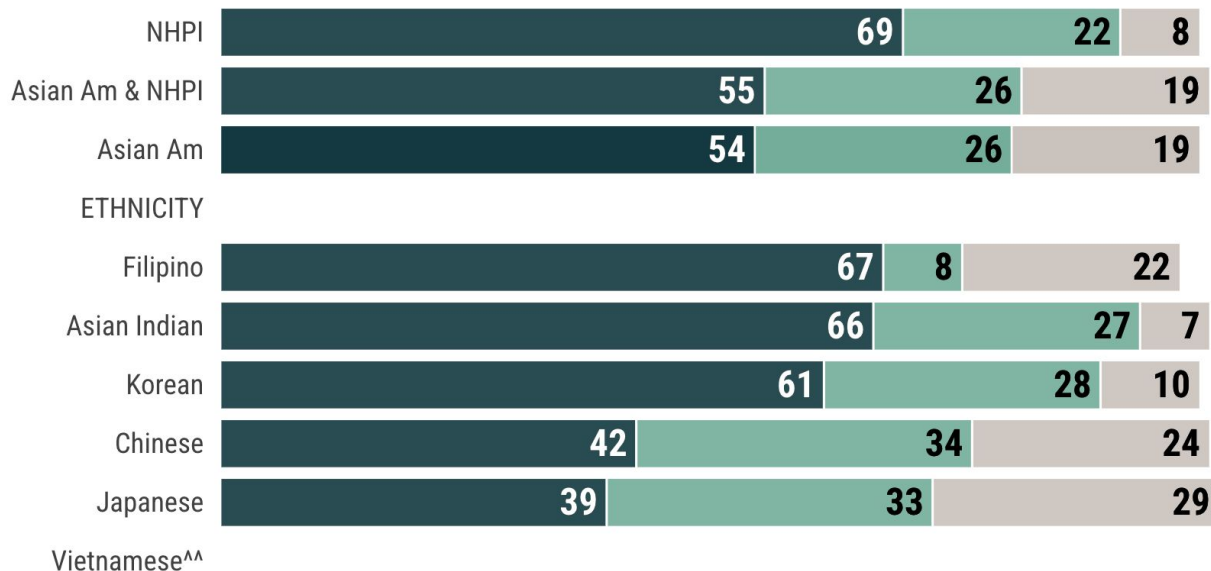


Source: AAPI Data/AP-NORC Survey March 2024

Views on how concerned are you about the effects of climate change on: low-income people

by Race and Ethnicity

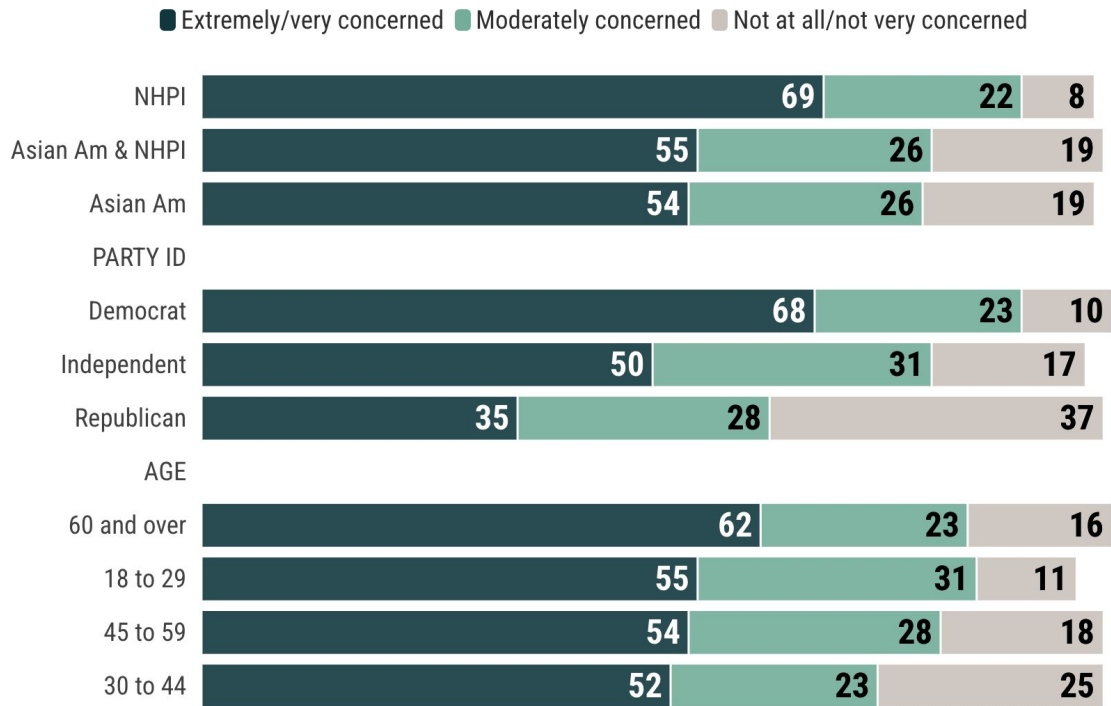
Extremely/very concerned Moderately concerned Not at all/not very concerned



Source: AAPI Data/AP-NORC Survey March 2024

Views on how concerned are you about the effects of climate change on: low-income people

by Race, Party ID, and Age

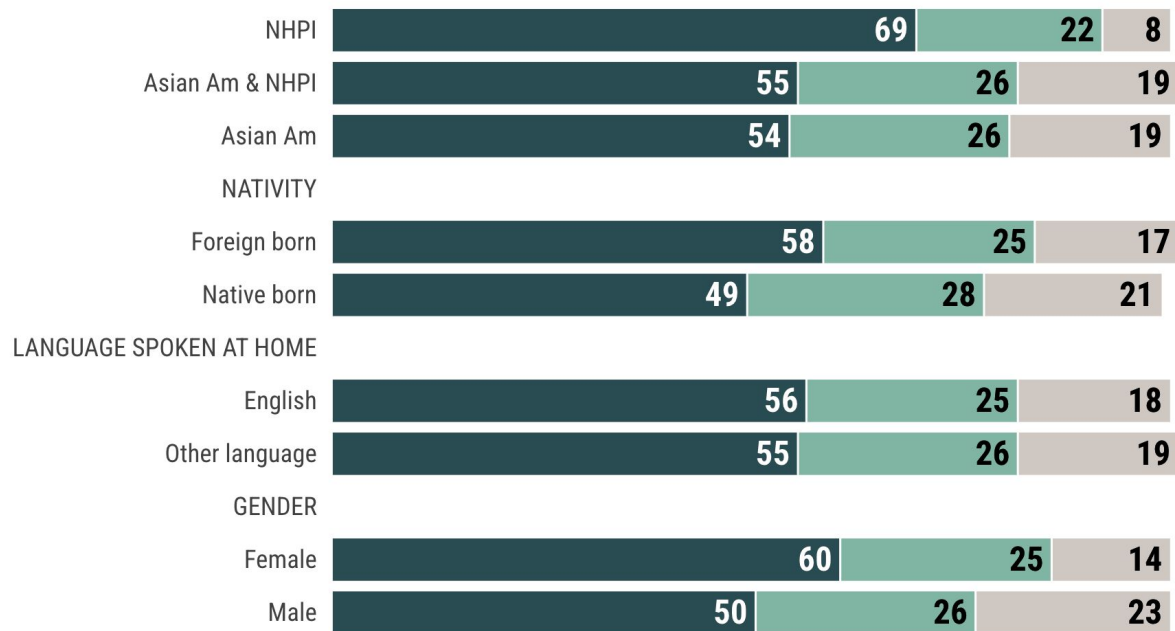


Source: AAPI Data/AP-NORC Survey March 2024

Views on how concerned are you about the effects of climate change on: low-income people

by Race, Nativity, Language, and Gender

Extremely/very concerned Moderately concerned Not at all/not very concerned

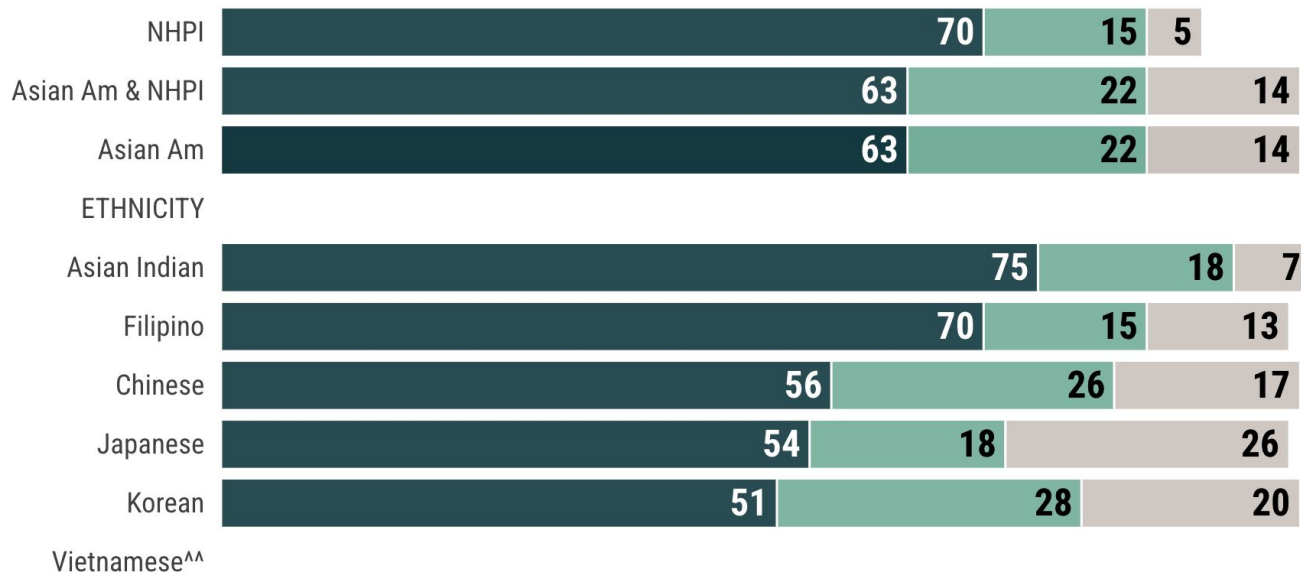


Source: AAPI Data/AP-NORC Survey March 2024

Views on how concerned are you about the effects of climate change on: coastal communities

by Race and Ethnicity

■ Extremely/very concerned ■ Moderately concerned ■ Not at all/not very concerned



Source: AAPI Data/AP-NORC Survey March 2024

Views on how concerned are you about the effects of climate change on: future generations

by Race, Party ID, and Age

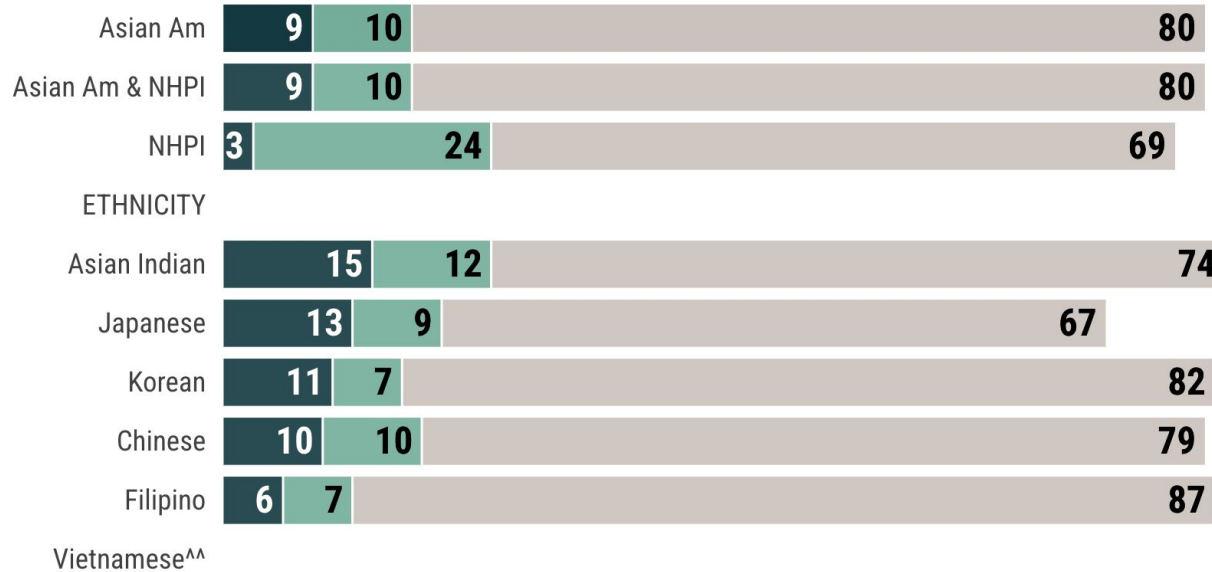


Source: AAPI Data/AP-NORC Survey March 2024

Have you taken civic action in response to climate change: contacted your elected representatives regarding energy or climate policy

by Race and Ethnicity

■ Yes, in the last year ■ Yes, more than a year ago ■ No, I haven't done this



Source: AAPI Data/AP-NORC Survey March 2024

APIA**VOTE**
ASIAN & PACIFIC ISLANDER AMERICAN VOTE


AAPI DATA
DATA • NARRATIVE • ACTION

mji
Asian American
Journalists
Association

Have you taken civic action in response to climate change: contacted your elected representatives regarding energy or climate policy

by Race, Party ID, and Age

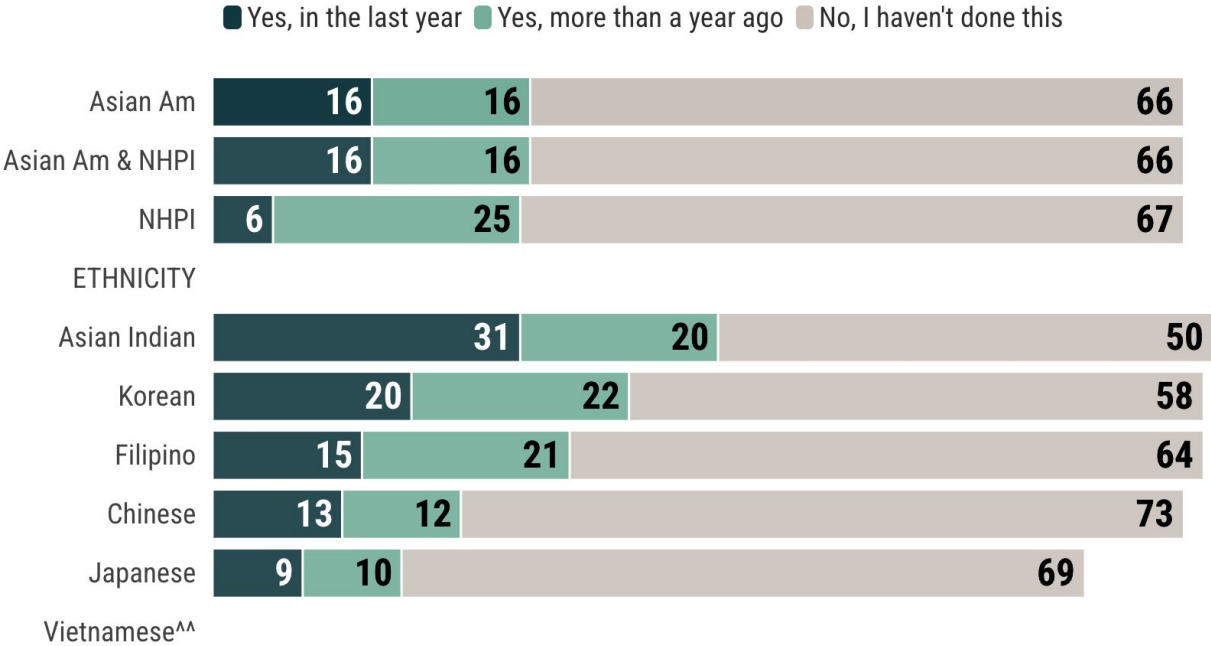
■ Yes, in the last year ■ Yes, more than a year ago ■ No, I haven't done this



Source: AAPI Data/AP-NORC Survey March 2024

Have you taken civic action in response to climate change: volunteered with or donated money to environmental organizations

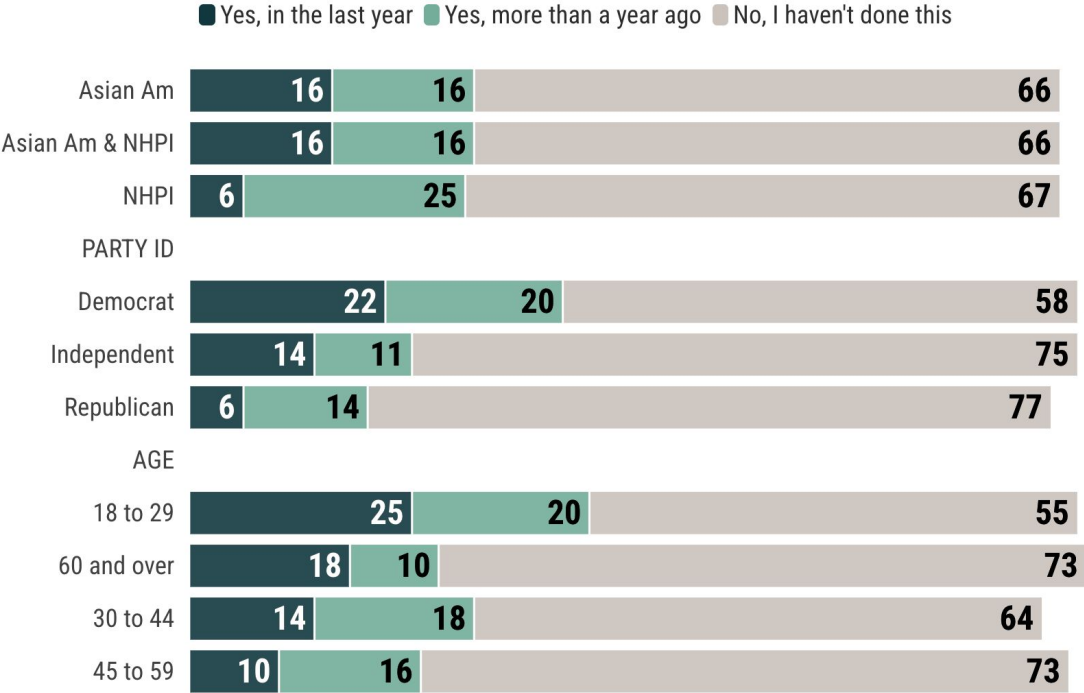
by Race and Ethnicity



Source: AAPI Data/AP-NORC Survey March 2024

Have you taken civic action in response to climate change: volunteered with or donated money to environmental organizations

by Race, Party ID, and Age

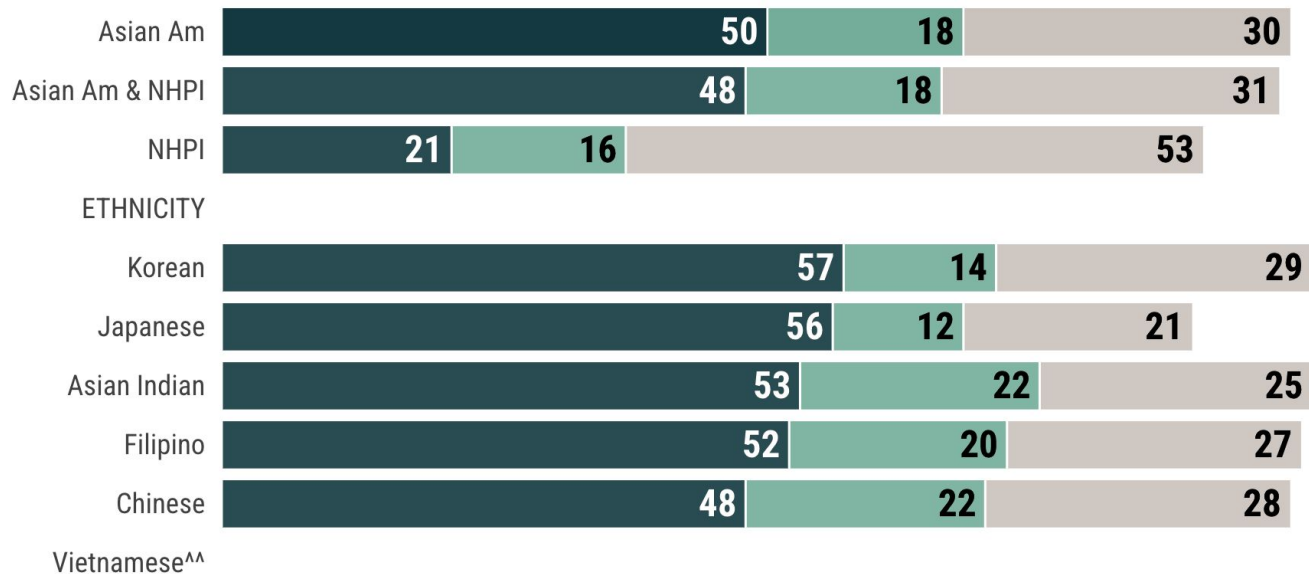


Source: AAPI Data/AP-NORC Survey March 2024

Have you taken civic action in response to climate change: spoken with friends and family about climate change

by Race and Ethnicity

■ Yes, in the last year ■ Yes, more than a year ago ■ No, I haven't done this



Source: AAPI Data/AP-NORC Survey March 2024

APIA**VOTE**
ASIAN & PACIFIC ISLANDER AMERICAN VOTE

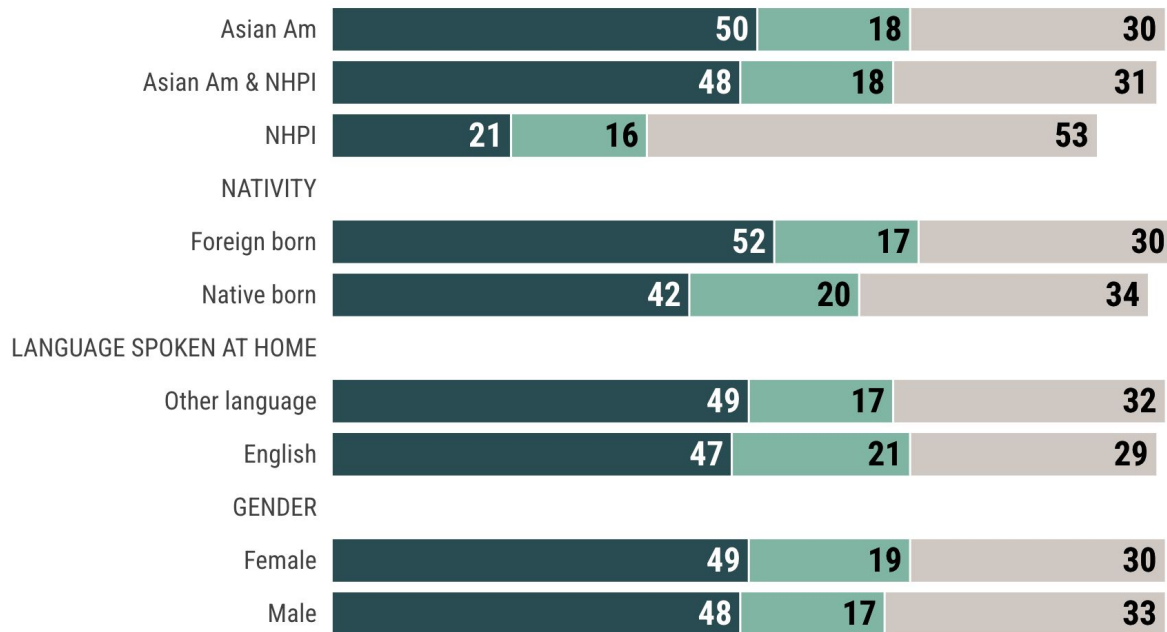
AAPI DATA
DATA • NARRATIVE • ACTION

nji
Asian American
Journalists
Association

Have you taken civic action in response to climate change: spoken with friends and family about climate change

by Race, Nativity, Language, and Gender

■ Yes, in the last year ■ Yes, more than a year ago ■ No, I haven't done this



Source: AAPI Data/AP-NORC Survey March 2024

Views on prioritizing environmental protection over economic growth

by Race and Ethnicity

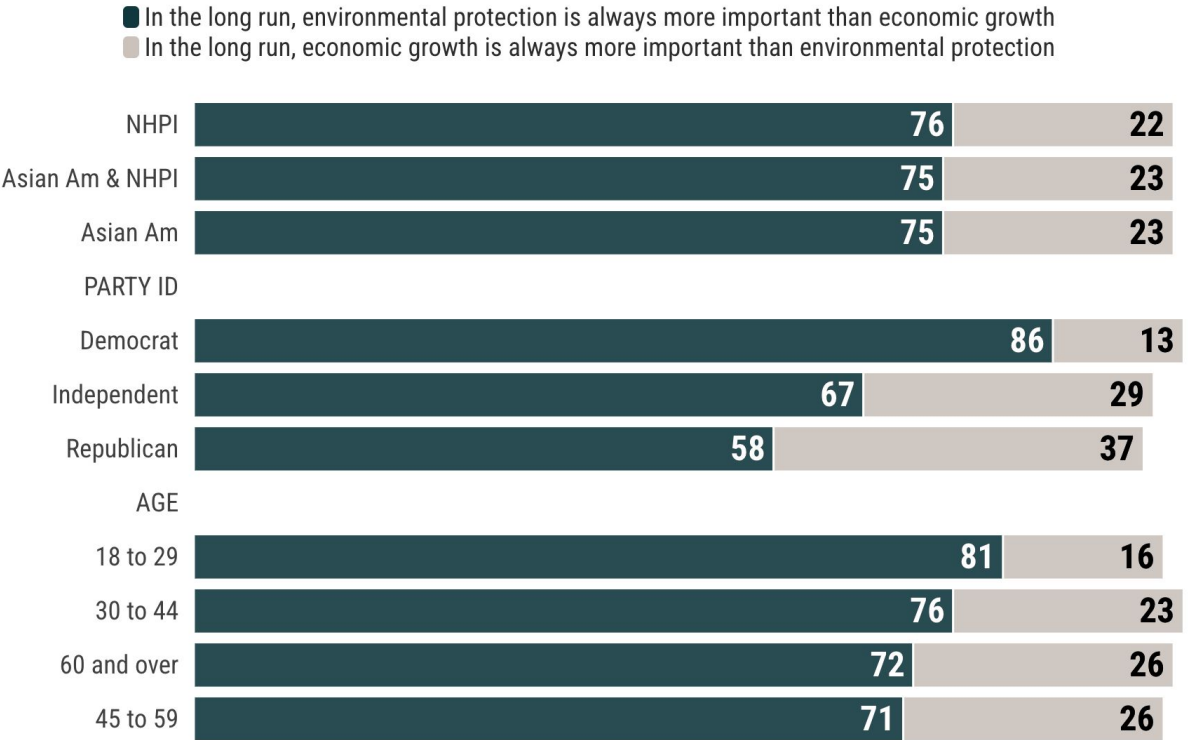
- In the long run, environmental protection is always more important than economic growth
- In the long run, economic growth is always more important than environmental protection



Source: AAPI Data/AP-NORC Survey March 2024

Views on prioritizing environmental protection over economic growth

by Race, Party ID, and Age




Source: AAPI Data/AP-NORC Survey March 2024

Views on prioritizing environmental protection over economic growth

by Race, Nativity, Language, and Gender

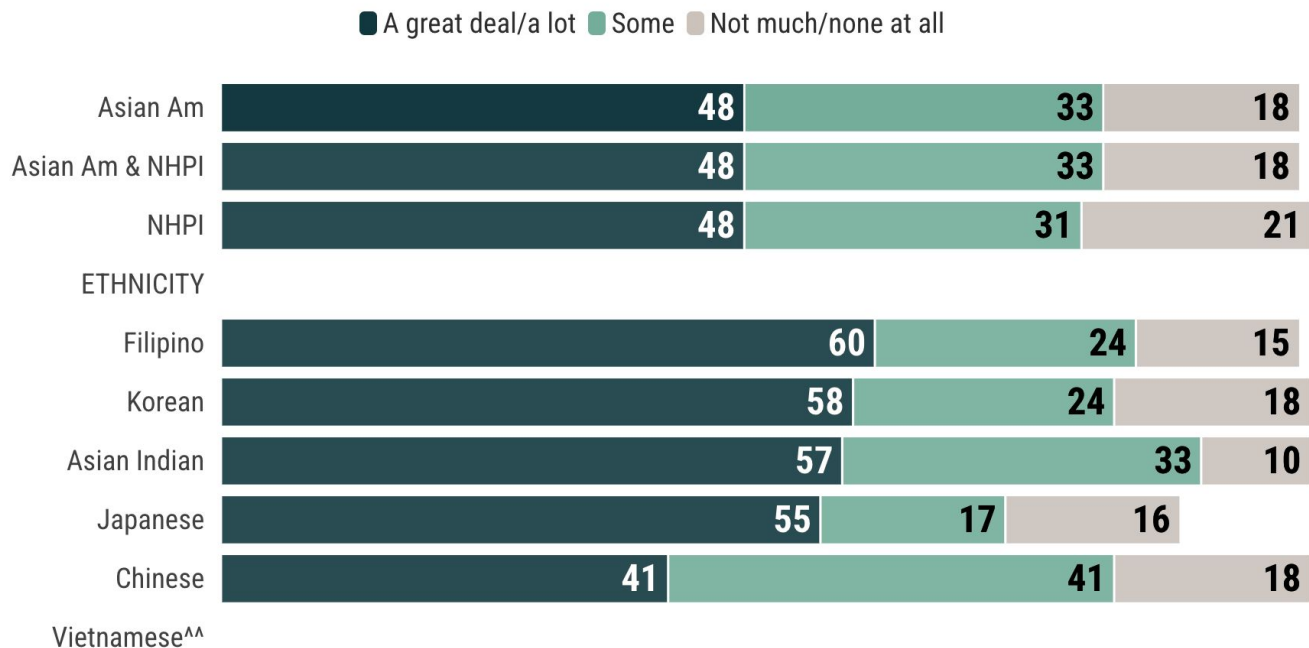
- In the long run, environmental protection is always more important than economic growth
- In the long run, economic growth is always more important than environmental protection



Source: AAPI Data/AP-NORC Survey March 2024

Views on how much responsibility your local government officials have for addressing climate change

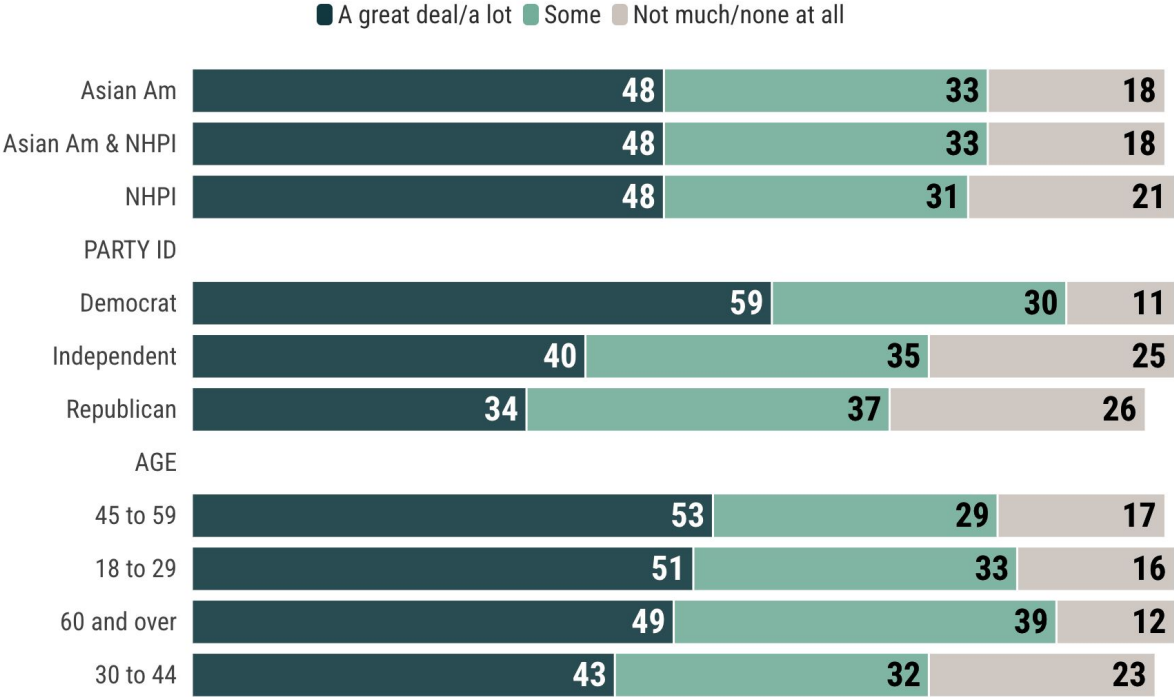
by Race and Ethnicity



Source: AAPI Data/AP-NORC Survey March 2024

Views on how much responsibility your local government officials have for addressing climate change

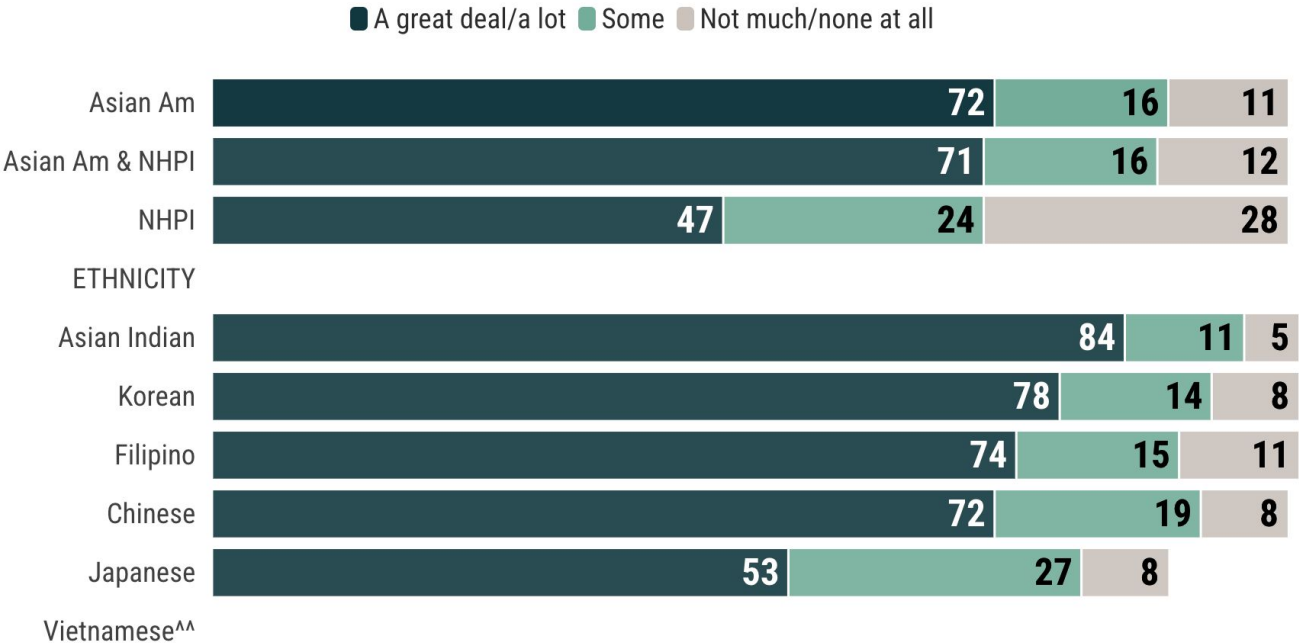
by Race, Party ID, and Age



Source: AAPI Data/AP-NORC Survey March 2024

Views on how much responsibility developed or high-income countries have for addressing climate change

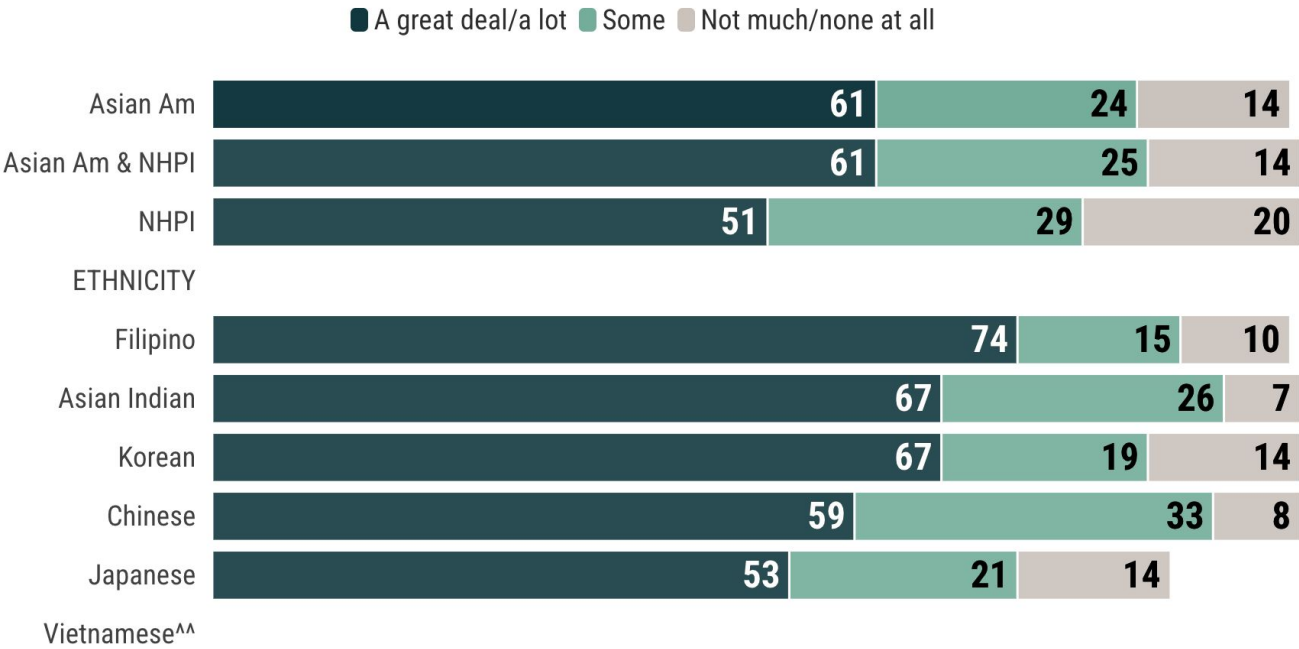
by Race and Ethnicity



Source: AAPI Data/AP-NORC Survey March 2024

Views on how much responsibility your state government officials have for addressing climate change

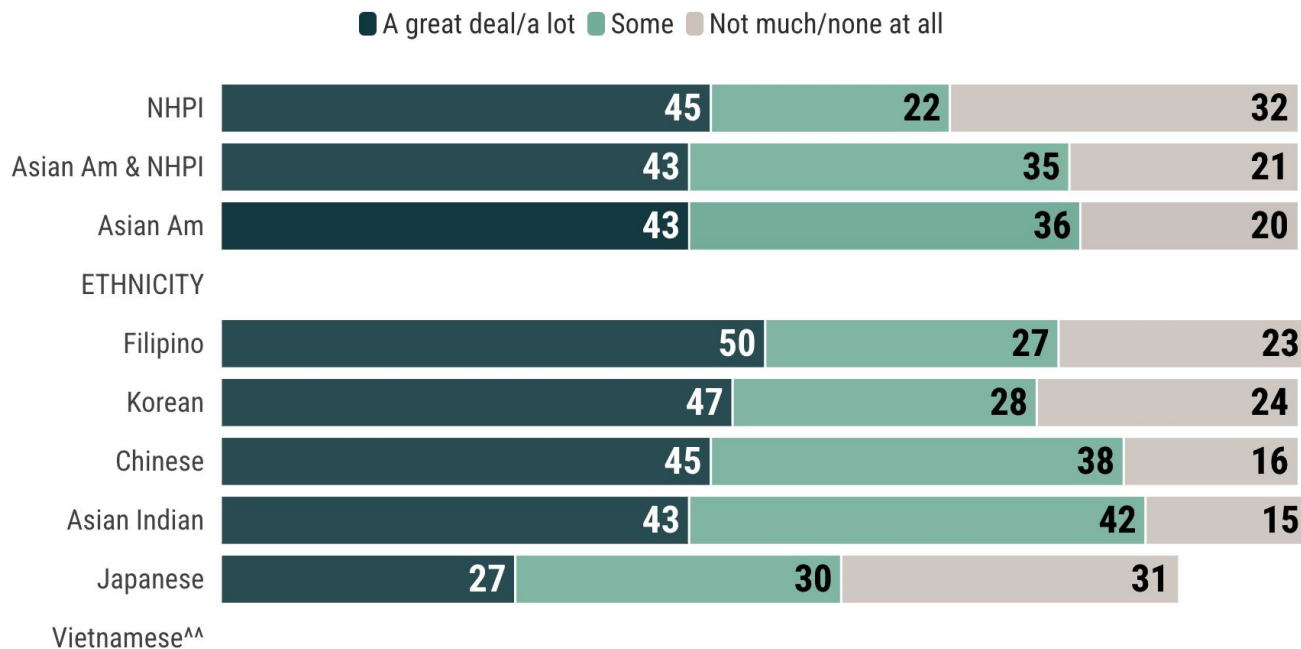
by Race and Ethnicity



Source: AAPI Data/AP-NORC Survey March 2024

Views on how much responsibility developing or low-income countries have for addressing climate change

by Race and Ethnicity



Source: AAPI Data/AP-NORC Survey March 2024

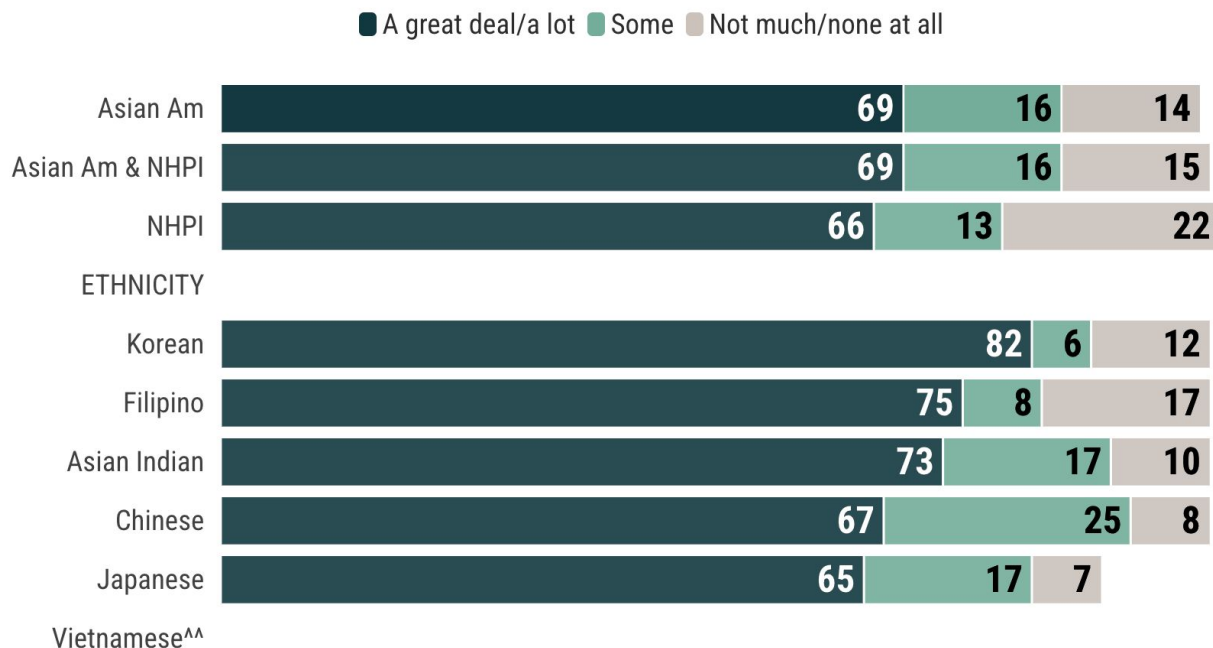
APIAVOTE
ASIAN & PACIFIC ISLANDER AMERICAN VOTE

AAPI DATA
DATA • NARRATIVE • ACTION

nji
Asian American
Journalists
Association

Views on how much responsibility corporations or industry have for addressing climate change

by Race and Ethnicity

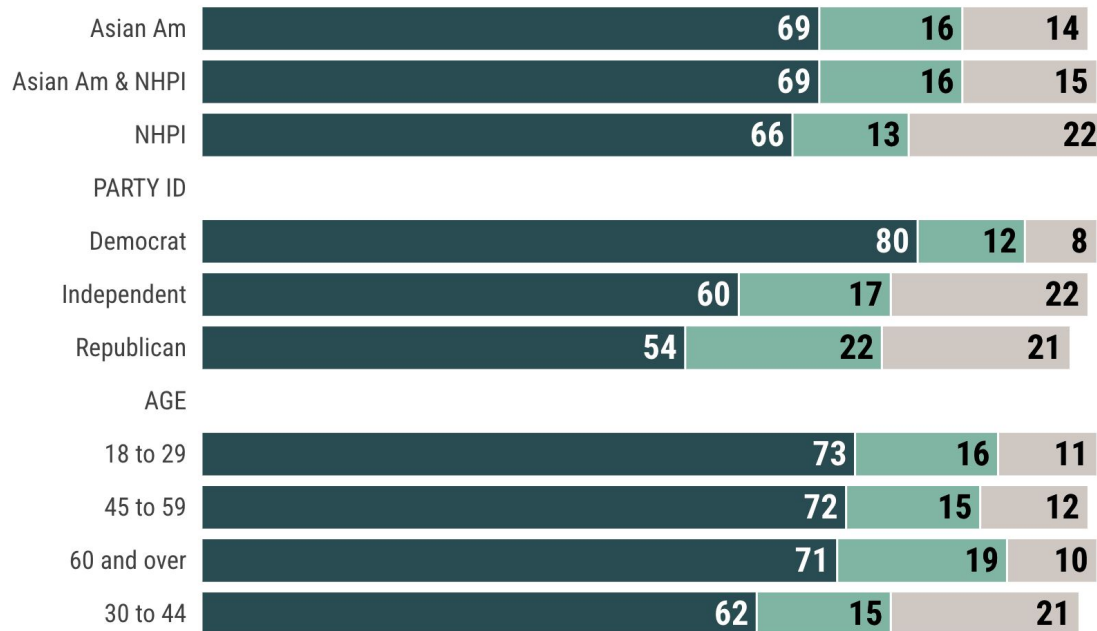


Source: AAPI Data/AP-NORC Survey March 2024

Views on how much responsibility corporations or industry have for addressing climate change

by Race, Party ID, and Age

■ A great deal/a lot ■ Some ■ Not much/none at all




Source: AAPI Data/AP-NORC Survey March 2024

Views on how much responsibility the U.S. federal government has for addressing climate change

by Race and Ethnicity

■ A great deal/a lot ■ Some ■ Not much/none at all



Source: AAPI Data/AP-NORC Survey March 2024

APIA**VOTE**
ASIAN & PACIFIC ISLANDER AMERICAN VOTE


AAPI DATA
DATA • NARRATIVE • ACTION

nji
Asian American
Journalists
Association

Views on how much responsibility the U.S. federal government has for addressing climate change

by Race, Party ID, and Age

■ A great deal/a lot ■ Some ■ Not much/none at all

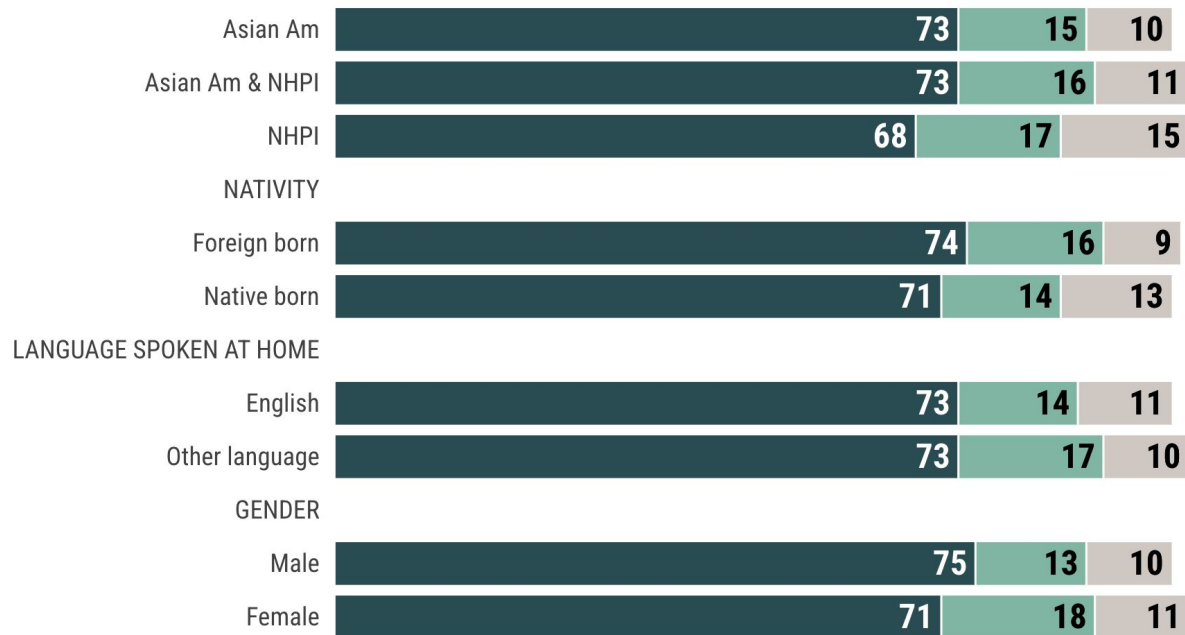


Source: AAPI Data/AP-NORC Survey March 2024


Views on how much responsibility the U.S. federal government has for addressing climate change

by Race, Nativity, Language, and Gender

■ A great deal/a lot ■ Some ■ Not much/none at all



Source: AAPI Data/AP-NORC Survey March 2024



Charlene Wang
U.S. Environmental Protection Agency (EPA)
Special Advisor

Community Discussion

APIAVOTE
ASIAN & PACIFIC ISLANDER AMERICAN VOTE

AAPI DATA

nji
Asian American
Journalists
Association



Naomi Tacuyan Underwood

AAJA
Executive Director

Moderator



Vivian Huang

Asian Pacific Environmental
Network (APEN)
Co-Director



Paige Tengeluk

Public Health Advocate
Program Manager

Q&A



Thank you.



AAPI DATA



Asian American
Journalists
Association