

We will begin momentarily. Please type your name and affiliation in the chat!


Voices of AAPI Communities

Insights from the Dec 2023 AAPI Data/AP-NORC Survey



December 15, 2023

Welcome



Sieng Lee (APIA Vote)

AAPI Data Survey Team



Fontane Lo



Karthick Ramakrishnan

The AAPI Data / AP-NORC Partnership



December 15, 2023

Comparative Strengths

AAPIData

- 15+ years of survey research in AAPI communities
- Expertise in social science research and community-engaged research
- Focus on public impact - Framework of DNA: Data, Narrative, Action

ASSOCIATED PRESS

- Long-standing expertise in data journalism
- High trust and credibility
- Wide reach through hundreds of local, state, and national publications

NORC at the University of Chicago

- Global leader in objective, nonpartisan research
- Stellar reputation in social science and survey methodology
- Strong partnership with AP on data-informed storytelling

Built on critical data infrastructure



Built on Amplify AAPI

LARGEST, MOST REPRESENTATIVE public opinion panel of AANHPIs

- Interviews in English and Asian languages with largest need: Mandarin, Cantonese, Korean, and Vietnamese
- Designed to be representative of the AANHPI U.S. household population, including all 50 states
- U.S. households are randomly selected with a known, non-zero probability from the NORC National Frame as well as address based sample (ABS) frames

LINGUISTICALLY AND CULTURALLY SKILLED OUTREACH

- 92% of households offered a language in which they are comfortable
- Design recruitment and surveys to maximize engagement

Key Findings

OVERALL ASSESSMENTS OF THE UNITED STATES

- Only **12%** say democracy in the US **is working well**.
- **81% of AAPIs** believe the country is going in the **wrong direction**.
 - Wrong direction assessments are particularly high among AAPI Republicans, Native Hawaiians and Pacific Islanders, Korean Americans, and people born in the United States

POLITICAL BELIEFS

- **52% of AAPIs identify as Democrats**, 27% identify as Republican, and 21% identify as independent or having no party affiliation.
- **45% of AAPIs approve of President Biden**, which is higher than the general public at 38%.
- **54% of AAPIs disapprove of Biden**, which is lower than the general public at 61%.
 - Biden approval is particularly low among Native Hawaiians and Pacific Islanders (**only 22%**).

Key Findings

VIEWS ON DEMOCRACY

- **83% of AAPIs have concerns about misinformation in the U.S. election**, surpassing concerns about voter suppression (46%), limitations on free speech (41%), and voter fraud (31%).
- Concerns about **misinformation** are particularly high among **Filipino and Korean Americans**
 - Concerns are high among **Democrats and Republicans alike**
- Concerns about **voter suppression** are especially high among AAPI women; Japanese Americans and Filipino Americans.
 - Concern is very high among AAPI Democrats (53% say it's a major problem), but **AAPI Republicans are also concerned** (41%, compared to only 30% of Republicans generally).
- Concerns about **free speech** are especially high among NHPs, Japanese and Korean Americans.
 - Concern is higher among **AAPI Republicans** than AAPI Democrats
- Concerns about **voter fraud** are higher among NHPs, AAPI Republicans, and AAPIs 60 and older.

Key Findings

VIEWS ABOUT PARTY ADVANTAGE BY ISSUE

- AAPIs rate the **Republican Party** slightly higher on **handling the economy**, and **Democrats** much higher on student debt and climate change.
 - AAPIs rate Democrats and Republicans about **equally on immigration**
 - On **democracy-related matters**, AAPIs rate Democrats much higher than Republicans
- On **handling the economy**, the Republican Party holds the strongest advantage among Korean Americans, foreign-born adults, and males
 - The Republican Party's advantage is non-existent among Asian Indians, women, young adults
- On **handling climate change**, the Democratic Party holds the strongest advantage among Indian Americans, those ages 18 to 29, and those who speak English at home
- On **handling student debt**, the Democratic Party holds the strongest advantage among Indian Americans, those ages 18 to 29, and those who speak English at home

Key Findings

PARTISANSHIP, ETHNICITY, AND AGE EMERGE AS KEY FACTORS

- **Partisanship is the strongest predictor** of divisions in AAPI opinion
 - Divisions are very strong with respect to views on direction of the country and concerns about voter fraud and suppression of free speech
 - Divisions are not as strong on concerns about voter suppression and misinformation
- **Ethnicity** matters on several topics, but is not as strong nor as consistent across the board
 - Indian Americans tend to rate the Democratic Party higher on a range of issues
 - Japanese and Filipino Americans show strongest concerns about voter suppression
 - Filipinos show strongest concern on misinformation, while Japanese Americans show strongest concern about suppression of free speech
- Divisions by **age** also emerge on matters of public opinion, but are not always consistent
 - 38% of those age 18-29 reporting they trust neither party to handle the economy
 - Democrats hold a stronger advantage among 18-29 year olds on student debt and climate change
 - Related to age, nativity also matters on several issues, with native-born AAPIs more progressive on a range of issues

Direction of this country



December 15, 2023

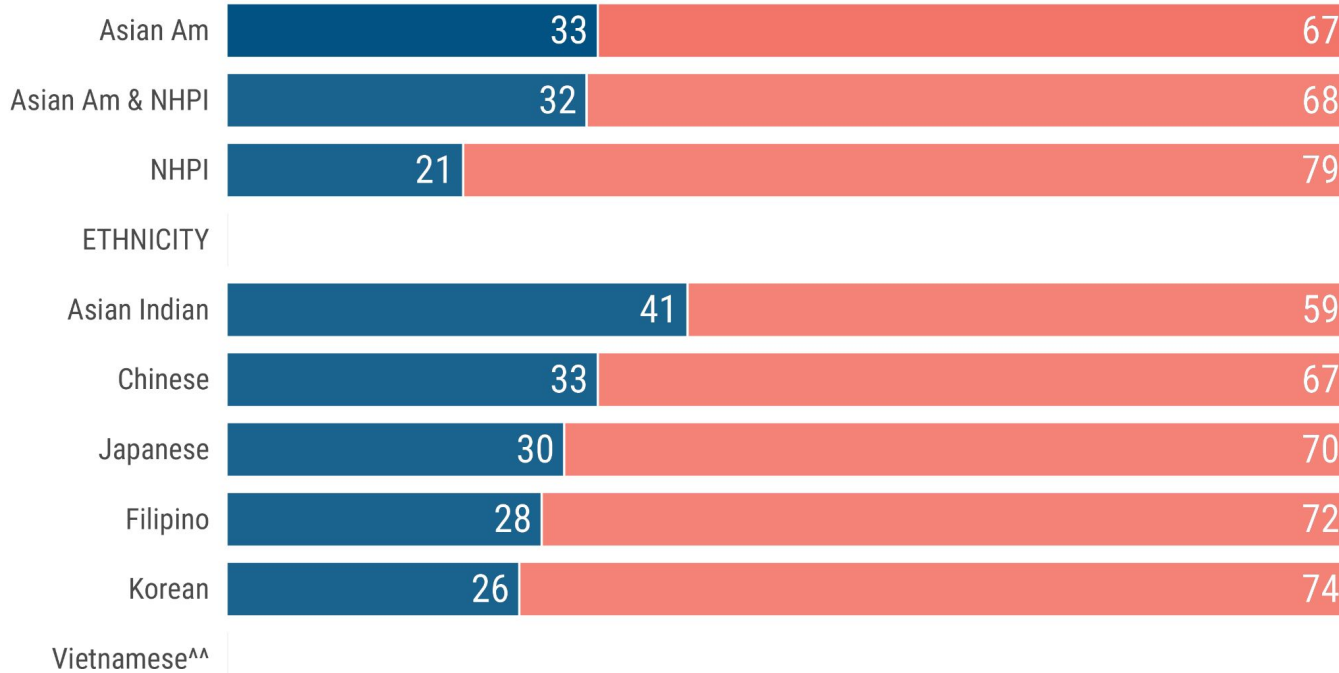
Generally speaking, would you say things in this country are heading in the right or wrong direction? by Race and Ethnicity

AAPI
DATA

APIA VOTE
ASIAN & PACIFIC ISLANDER AMERICAN VOTE

mji
Asian American
Journalists
Association

● Right direction ● Wrong direction



Source: AAPI Data/AP-NORC Survey Nov 2023

^^ Sample size too small to produce reliable estimates

Source: AAPI Data / AP-NORC Survey Nov 2023

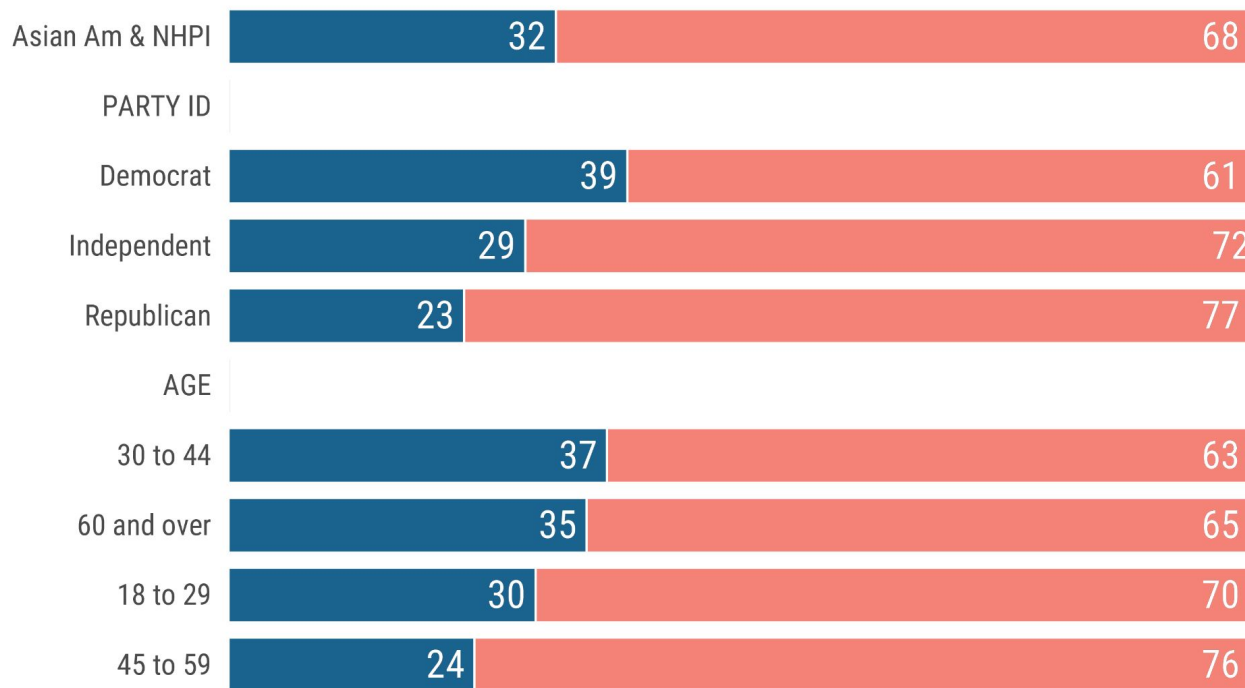
Generally speaking, would you say things in this country are heading in the right or wrong direction? By Party ID and Age

AAPI
DATA

APIA VOTE
ASIAN & PACIFIC ISLANDER AMERICAN VOTE

mji
Asian American
Journalists
Association

● Right direction ● Wrong direction



Source: AAPI Data/AP-NORC Survey Nov 2023

^^ Sample size too small to produce reliable estimates

Source: AAPI Data / AP-NORC Survey Nov 2023

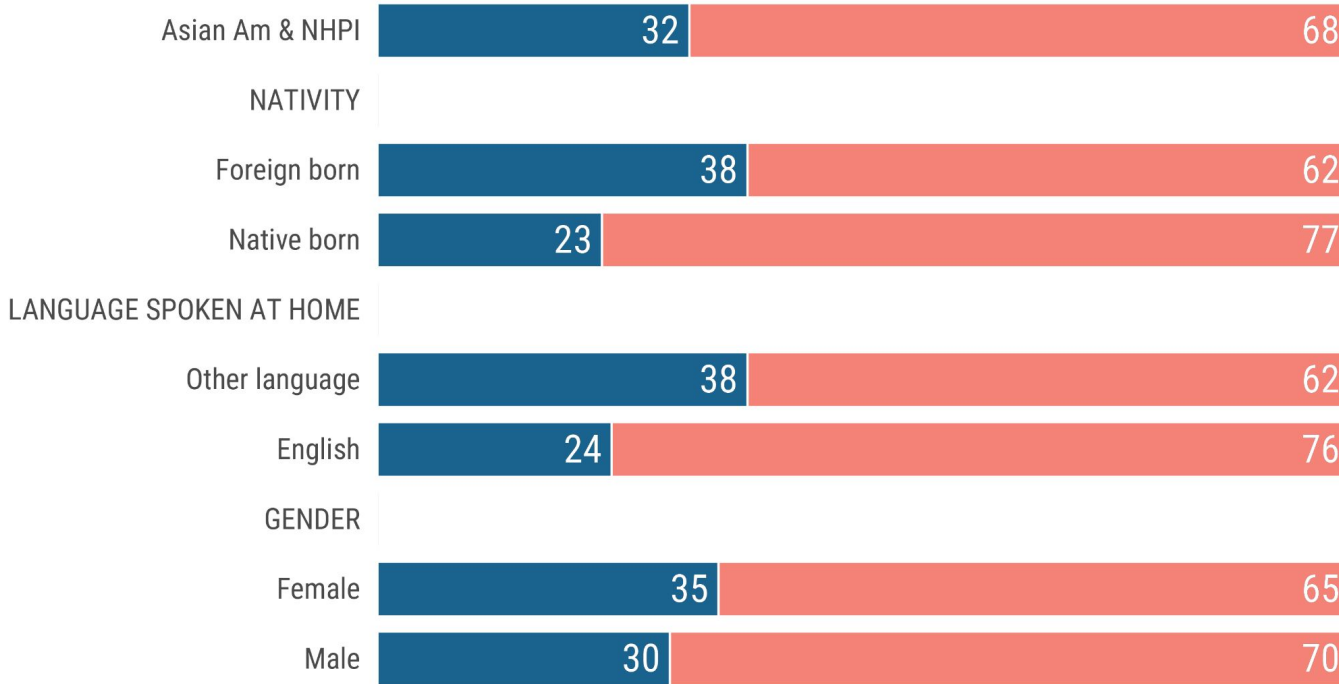
Generally speaking, would you say things in this country are heading in the right or wrong direction? By Nativity, Language, and Gender

AAPI
DATA

APIA VOTE
ASIAN & PACIFIC ISLANDER AMERICAN VOTE

mji
Asian American
Journalists
Association

● Right direction ● Wrong direction



Source: AAPI Data/AP-NORC Survey Nov 2023

Biden Presidential Approval

APIA VOTE
ASIAN & PACIFIC ISLANDER AMERICAN VOTE

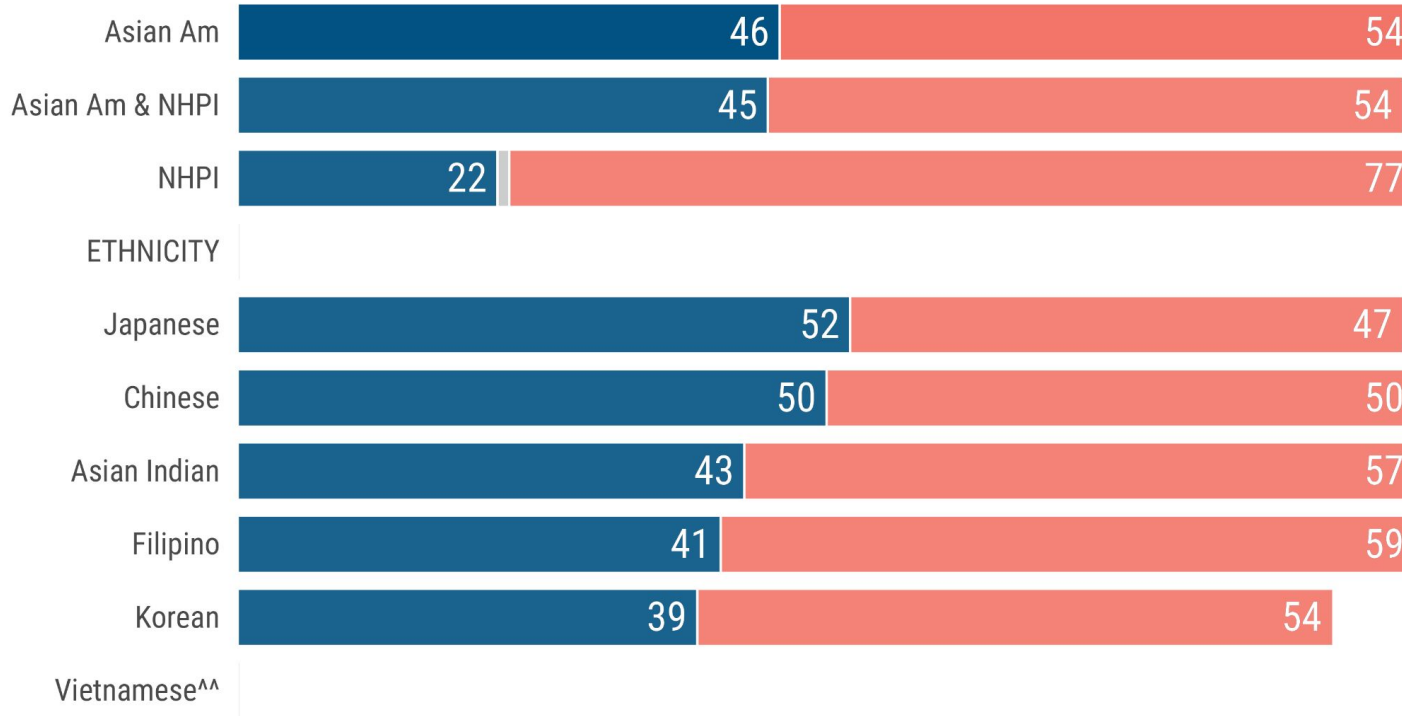
A A P I
D A T A

mji
Asian American
Journalists
Association

December 15, 2023

Biden Presidential Approval by Race and Ethnicity

● Approve ● Neither ● Disapprove



Source: AAPI Data/AP-NORC Survey Nov 2023

AAPI
DATA

APIA VOTE
ASIAN & PACIFIC ISLANDER AMERICAN VOTE

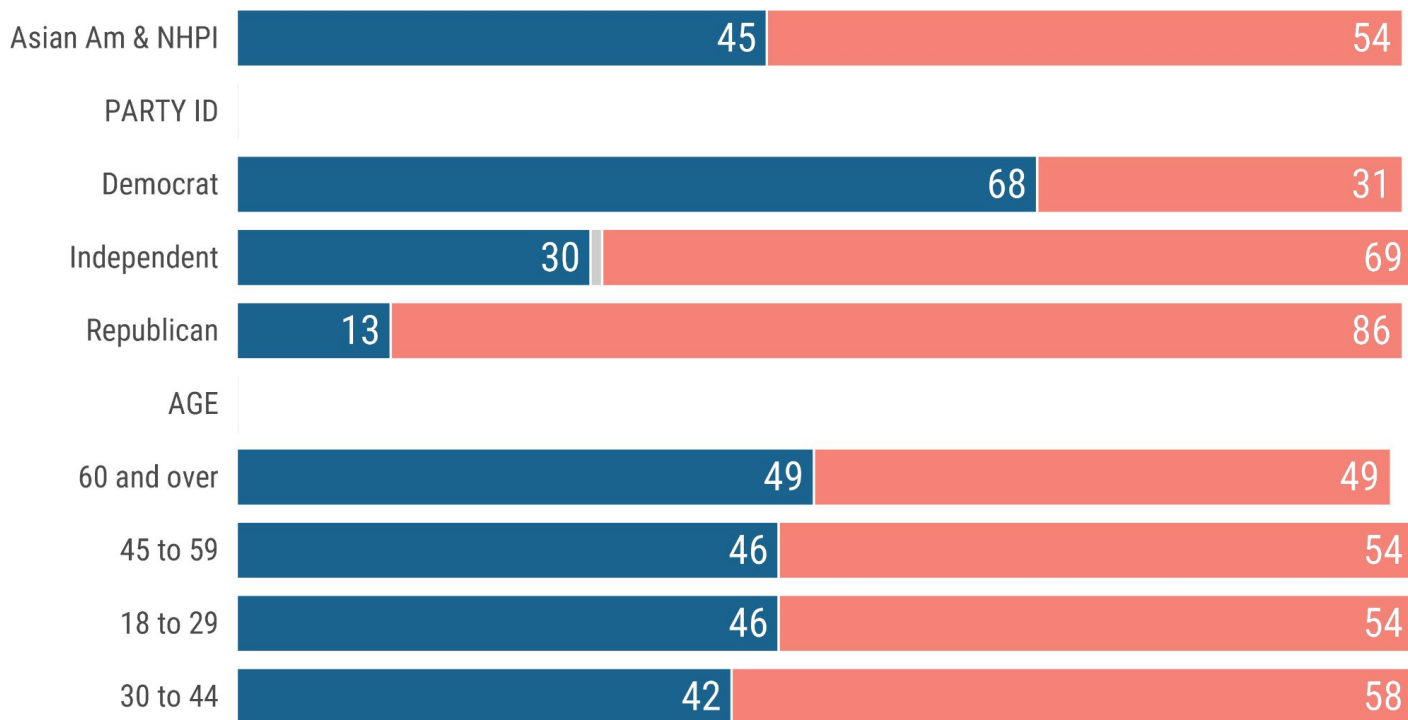
mji
Asian American
Journalists
Association

^^ Sample size too small to produce reliable estimates

Source: AAPI Data / AP-NORC Survey Nov 2023

Biden Presidential Approval by Party ID and Age

● Approve ● Neither ● Disapprove



Source: AAPI Data/AP-NORC Survey Nov 2023

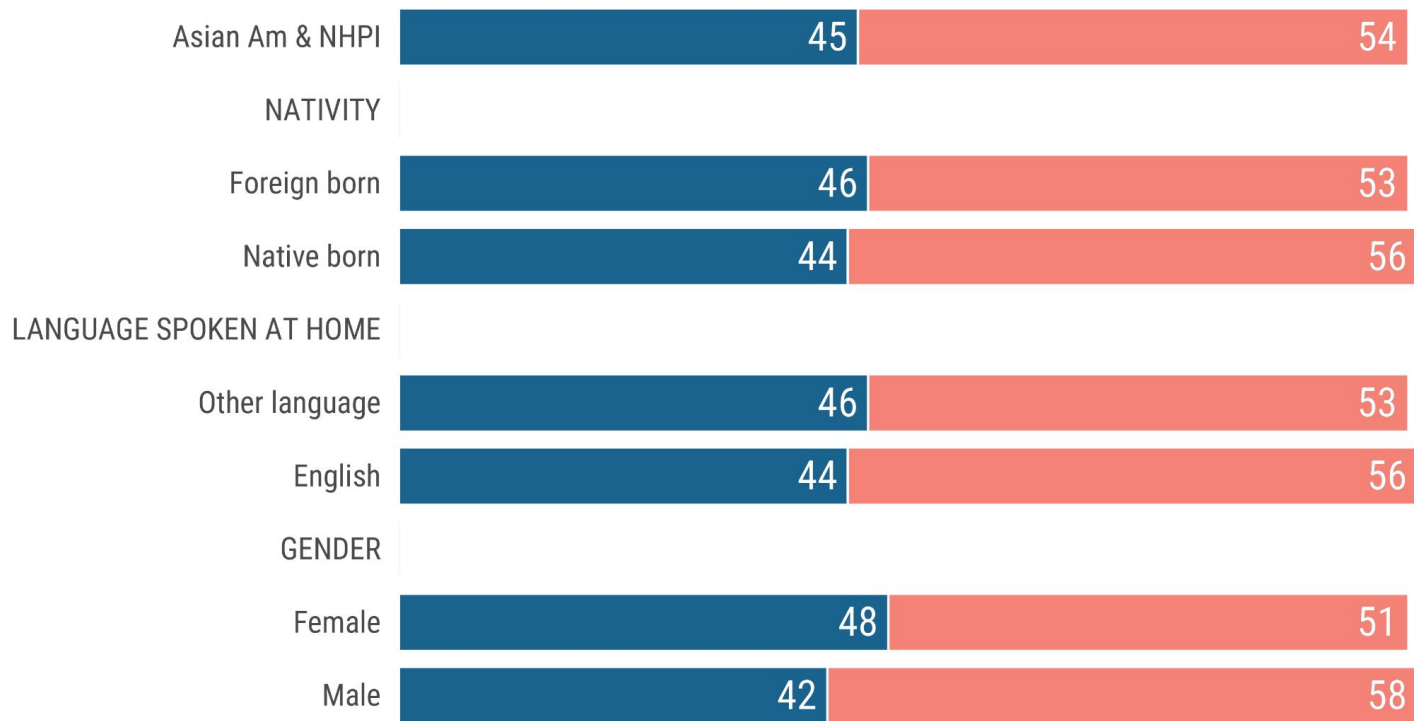
AAPI
DATA

APIA VOTE
ASIAN & PACIFIC ISLANDER AMERICAN VOTE

mji
Asian American
Journalists
Association

Biden Presidential Approval by Nativity, Language, and Gender

● Approve ● Neither ● Disapprove



Source: AAPI Data/AP-NORC Survey Nov 2023

AAPI
DATA

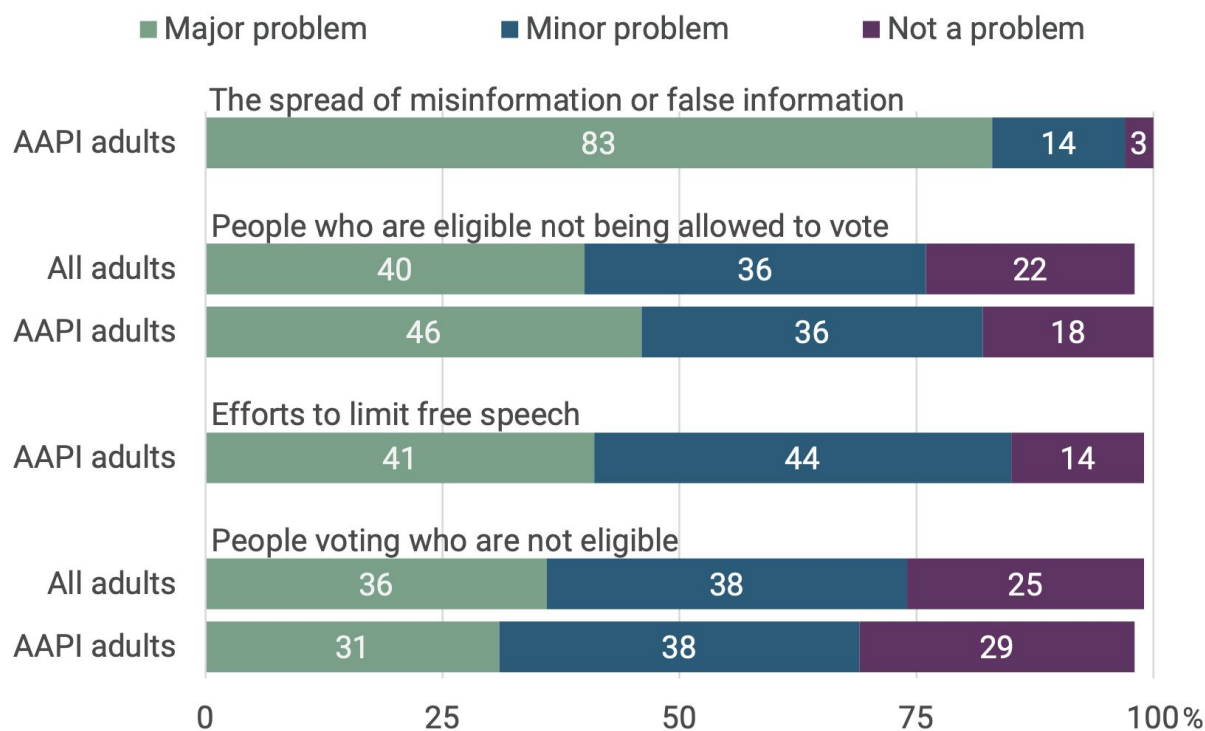
APIA VOTE
ASIAN & PACIFIC ISLANDER AMERICAN VOTE

mji
Asian American
Journalists
Association

Problems Related to Democracy



December 15, 2023



Question: How much of a problem is each of the following in U.S. elections?

Source: AAPI Data/AP-NORC Poll conducted November 6-15, 2023 with 1,115 AAPI adults nationwide and AP-NORC Poll conducted June 22-26, 2023 with 1,120 adults nationwide.



*NORC



APNORC.org

Problem of Misinformation



December 15, 2023


How much of a problem is the spread of misinformation or false information?

A A P I
D A T A

APIA VOTE
ASIAN & PACIFIC ISLANDER AMERICAN VOTE

mji
Asian American
Journalists
Association

● Major problem ● Minor problem ● Not a problem



Source: AAPI Data/AP-NORC Survey Nov 2023

^^ Sample size too small to produce reliable estimates

Source: AAPI Data / AP-NORC Survey Nov 2023

How much of a problem is the spread of misinformation or false information? by Party ID and Age

A A P I
D A T A

APIA VOTE
ASIAN & PACIFIC ISLANDER AMERICAN VOTE

mji
Asian American
Journalists
Association

● Major problem ● Minor problem ● Not a problem




Source: AAPI Data/AP-NORC Survey Nov 2023

How much of a problem is the spread of misinformation or false information? by Nativity, Language, and Gender



● Major problem ● Minor problem ● Not a problem



Source: AAPI Data/AP-NORC Survey Nov 2023

Problem of voter suppression



December 15, 2023

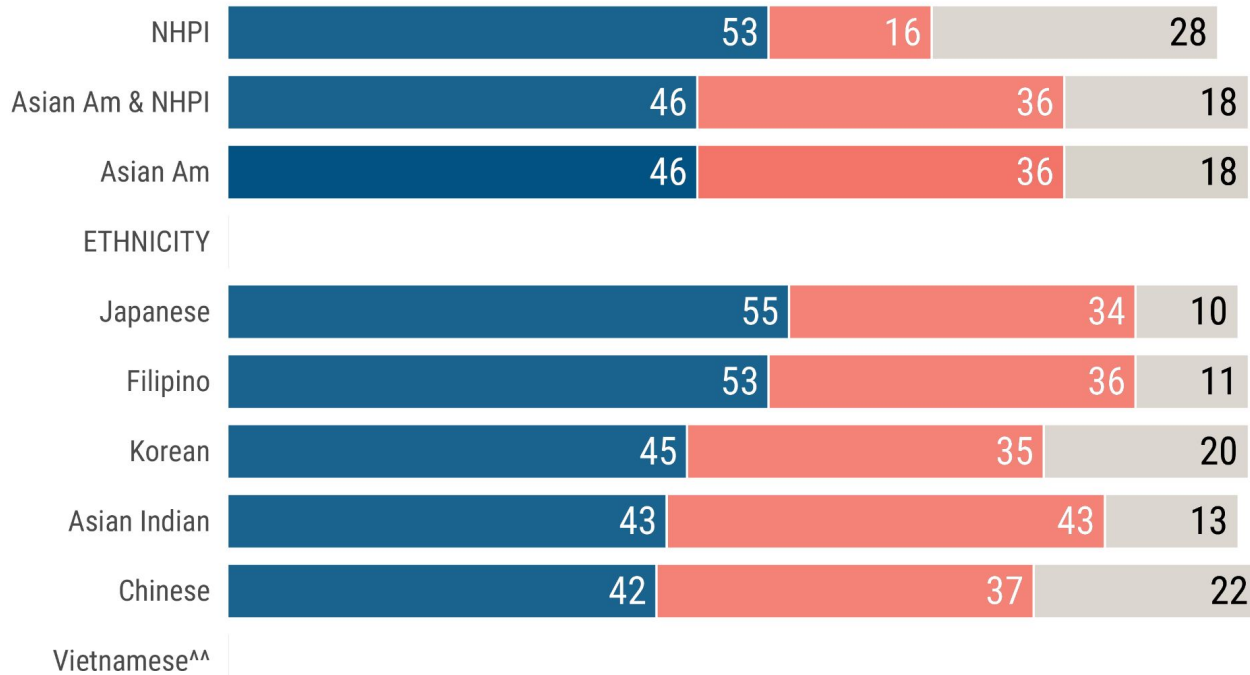
How much of a problem is people who are eligible not being allowed to vote? by Race and Ethnicity

A A P I
D A T A

APIA VOTE
ASIAN & PACIFIC ISLANDER AMERICAN VOTE

mji
Asian American
Journalists
Association

● Major problem ● Minor problem ● Not a problem



Source: AAPI Data/AP-NORC Survey Nov 2023

^^ Sample size too small to produce reliable estimates

Source: AAPI Data / AP-NORC Survey Nov 2023

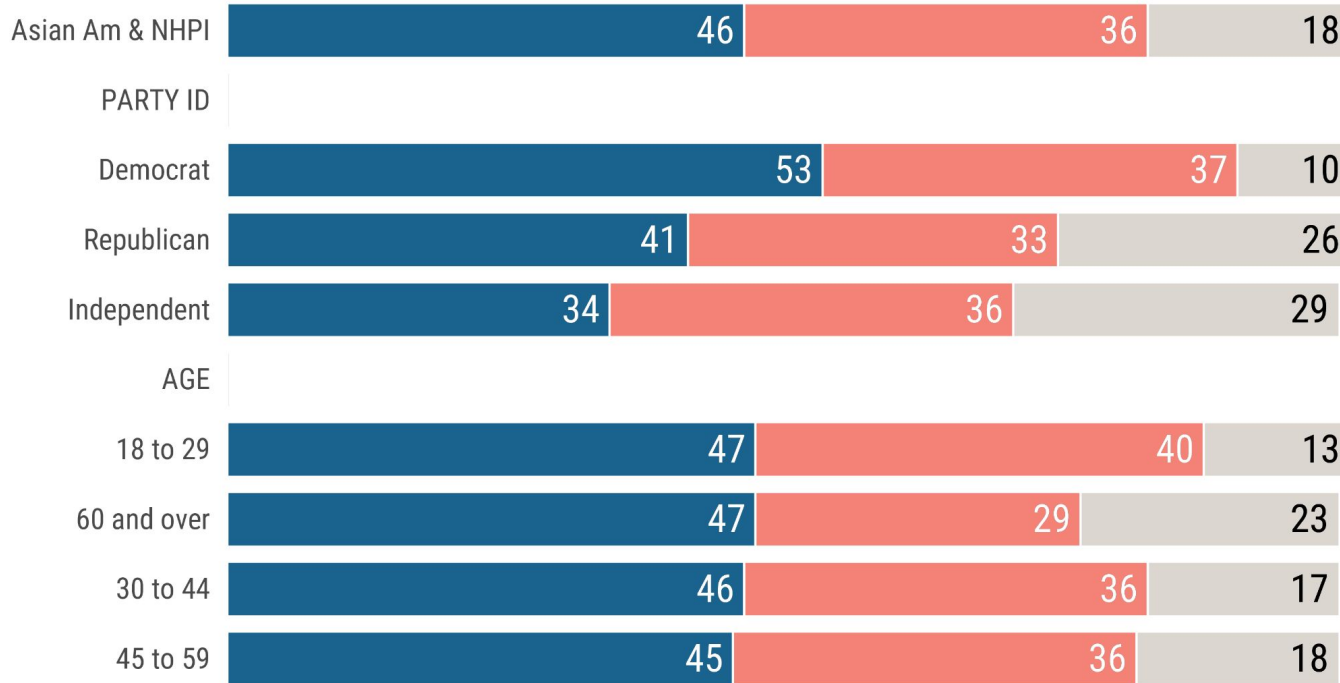
How much of a problem is people who are eligible not being allowed to vote? by Party ID and Age

AAPI
DATA

APIA VOTE
ASIAN & PACIFIC ISLANDER AMERICAN VOTE

mji
Asian American
Journalists
Association

● Major problem ● Minor problem ● Not a problem



Source: AAPI Data/AP-NORC Survey Nov 2023

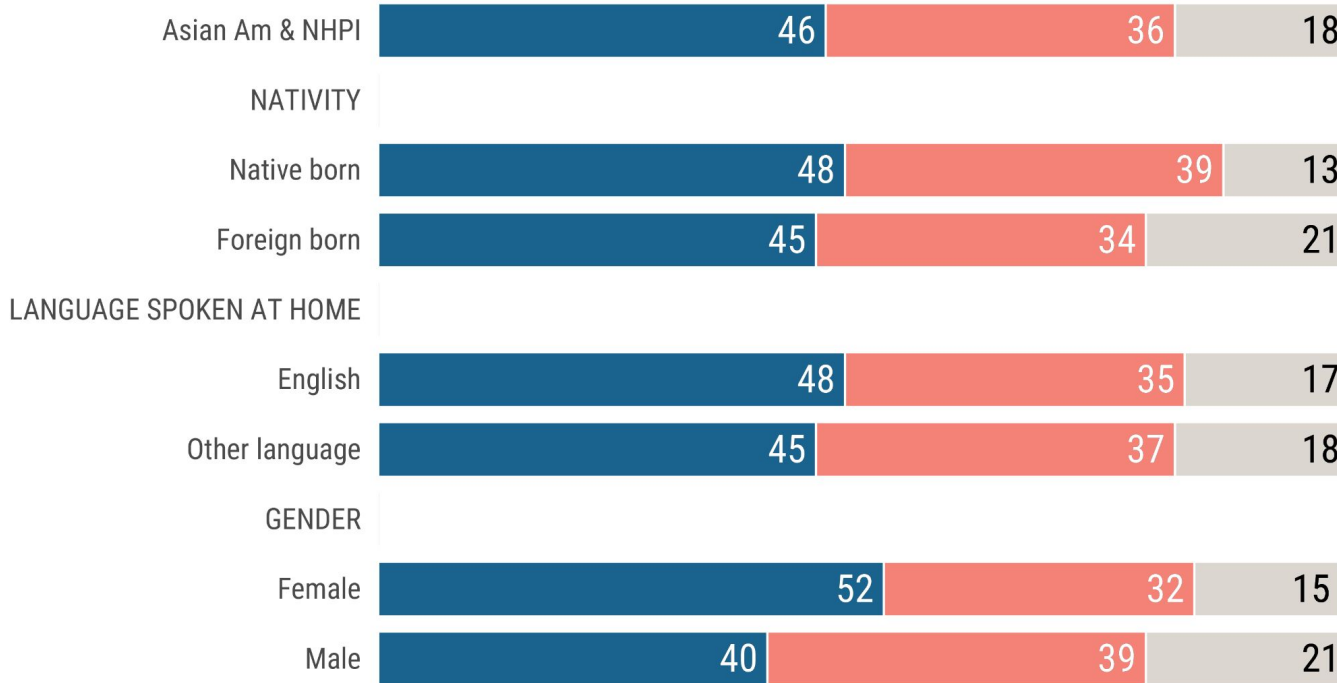
How much of a problem is people who are eligible not being allowed to vote? by Nativity, Language, and Gender

**AAPI
DATA**

APIA VOTE
ASIAN & PACIFIC ISLANDER AMERICAN VOTE

mj Asian American
Journalists
Association

● Major problem ● Minor problem ● Not a problem



Source: AAPI Data/AP-NORC Survey Nov 2023

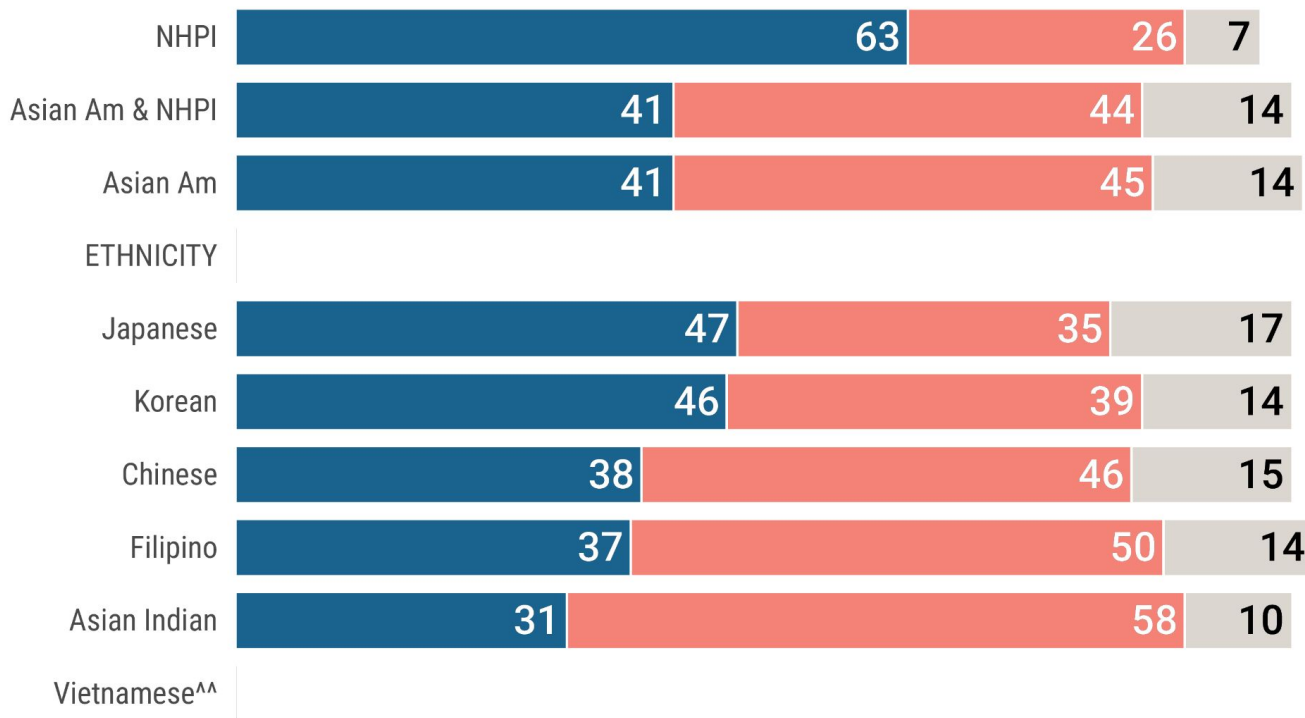
Problem of free speech suppression



December 15, 2023

How much of a problem are efforts to limit free speech?

● Major problem ● Minor problem ● Not a problem



Source: AAPI Data/AP-NORC Survey Nov 2023

AAPI
DATA

APIA VOTE
ASIAN & PACIFIC ISLANDER AMERICAN VOTE

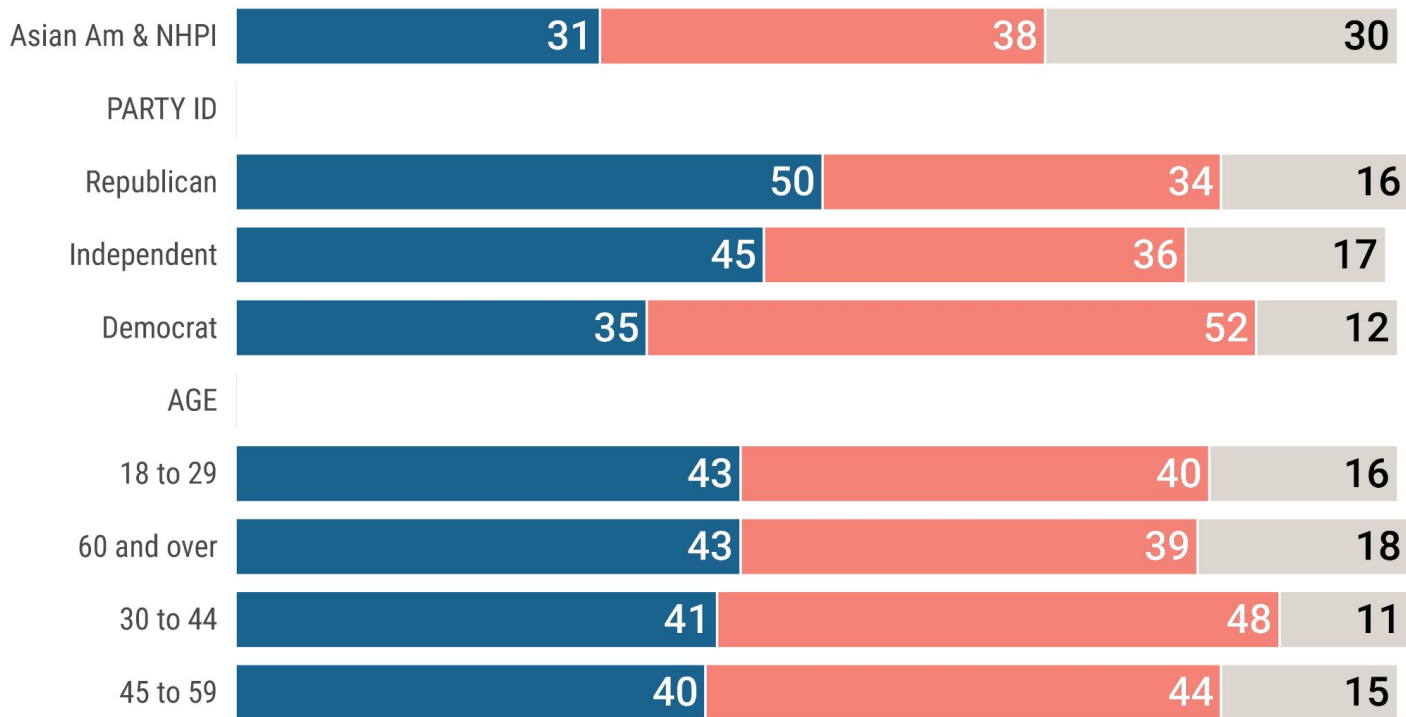
mji Asian American Journalists Association

^^ Sample size too small to produce reliable estimates

Source: AAPI Data / AP-NORC Survey Nov 2023

How much of a problem are efforts to limit free speech? by Party ID and Age

● Major problem ● Minor problem ● Not a problem



Source: AAPI Data/AP-NORC Survey Nov 2023

AAPI
DATA

APIA VOTE
ASIAN & PACIFIC ISLANDER AMERICAN VOTE

mji
Asian American
Journalists
Association

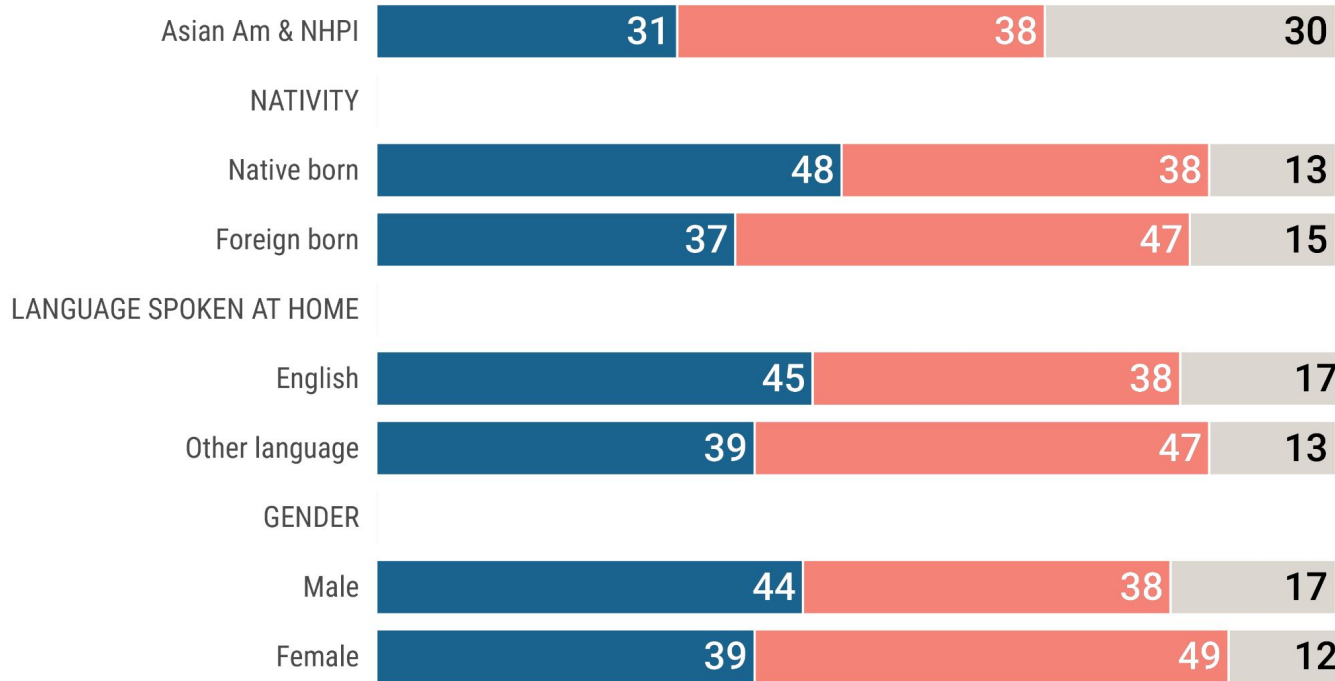
How much of a problem are efforts to limit free speech? by Nativity, Language, Gender

AAPI
DATA

APIA VOTE
ASIAN & PACIFIC ISLANDER AMERICAN VOTE

mji
Asian American
Journalists
Association

● Major problem ● Minor problem ● Not a problem



Source: AAPI Data/AP-NORC Survey Nov 2023

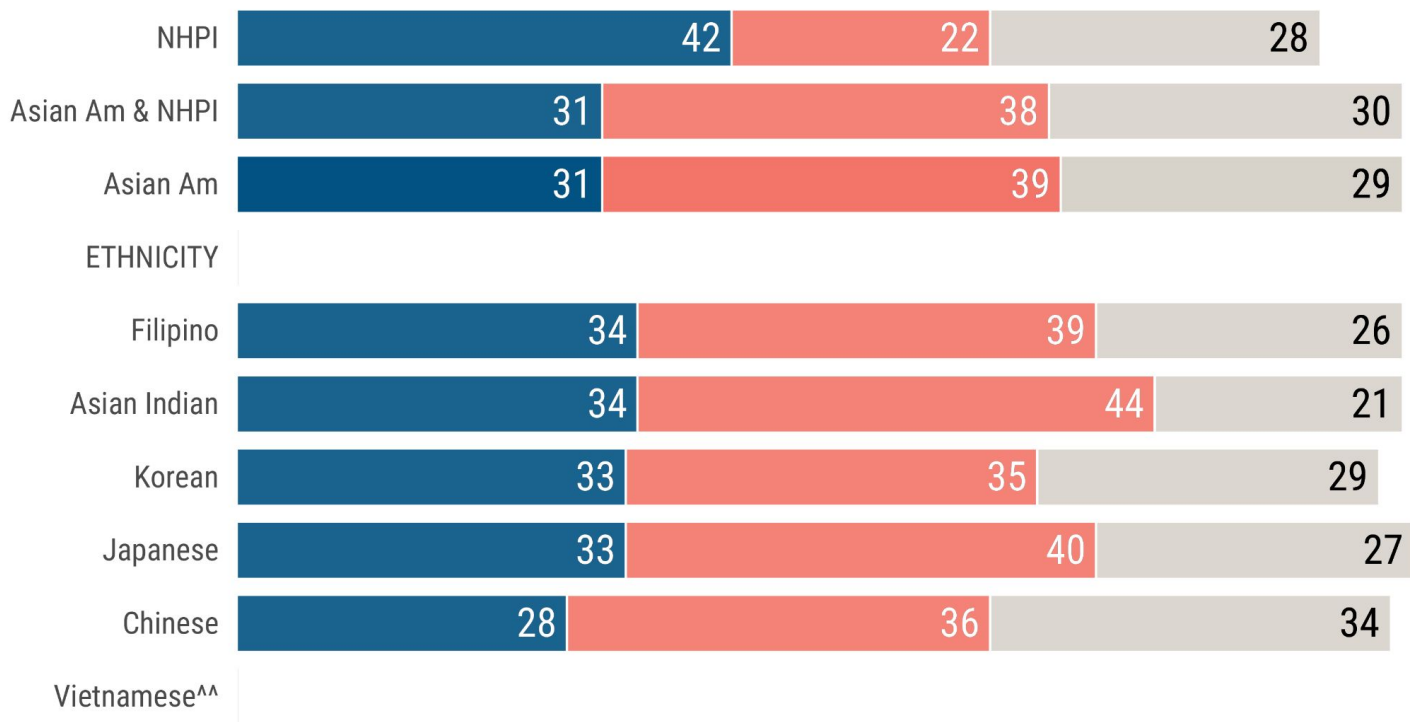
Problem of Voter Fraud



December 15, 2023

How much of a problem is people voting who are not eligible? by Race and Ethnicity

● Major problem ● Minor problem ● Not a problem



Source: AAPI Data/AP-NORC Survey Nov 2023

AAPI
DATA

APIA VOTE
ASIAN & PACIFIC ISLANDER AMERICAN VOTE

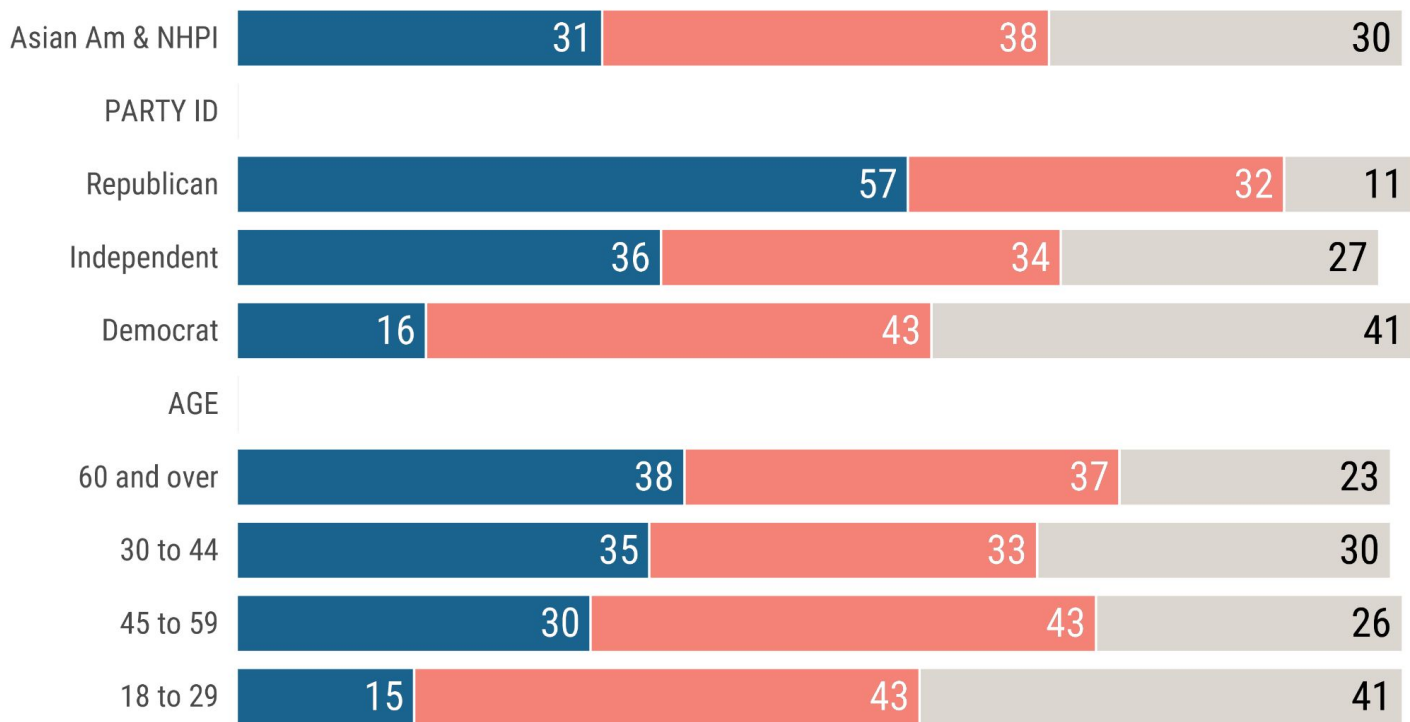
mji
Asian American
Journalists
Association

^^ Sample size too small to produce reliable estimates

Source: AAPI Data / AP-NORC Survey Nov 2023

How much of a problem is people voting who are not eligible? by Party ID and Age

● Major problem ● Minor problem ● Not a problem



Source: AAPI Data/AP-NORC Survey Nov 2023

AAPI
DATA

APIAVOTE
ASIAN & PACIFIC ISLANDER AMERICAN VOTE

mji Asian American
Journalists
Association

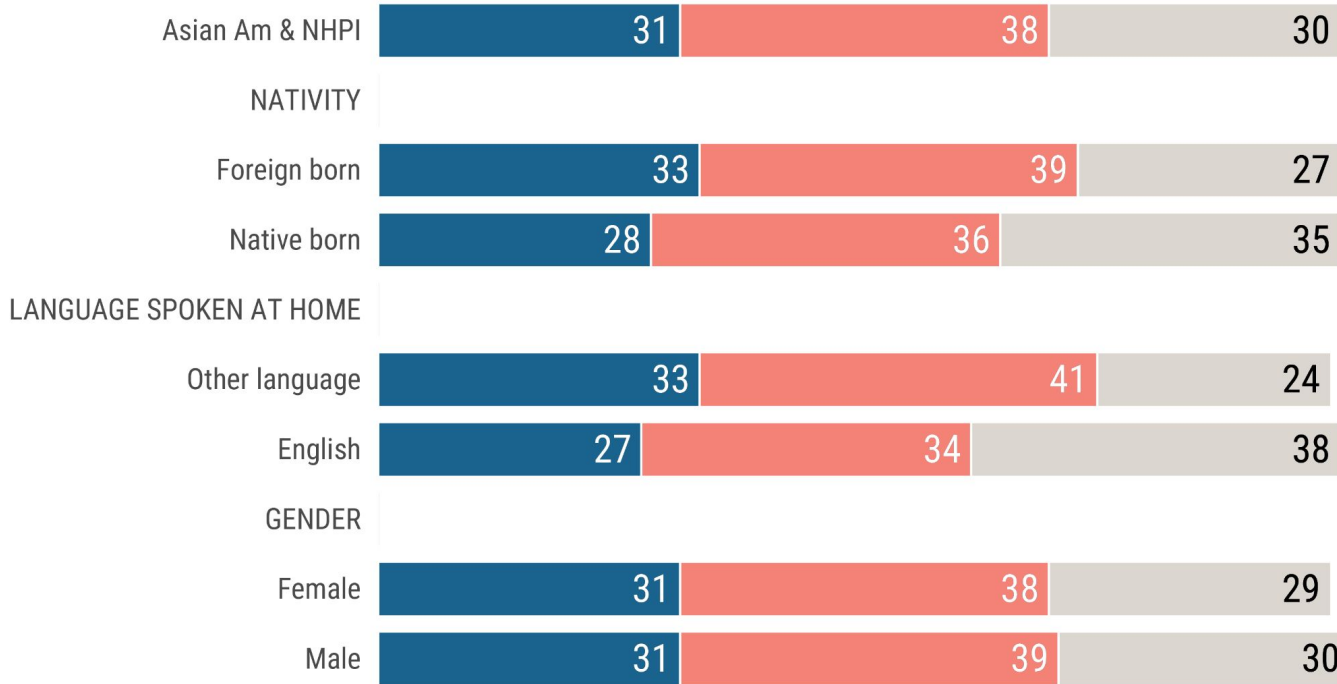
How much of a problem is people voting who are not eligible? by Nativity, Language, and Gender

A A P I
D A T A

APIA VOTE
ASIAN & PACIFIC ISLANDER AMERICAN VOTE

mji
Asian American
Journalists
Association

● Major problem ● Minor problem ● Not a problem

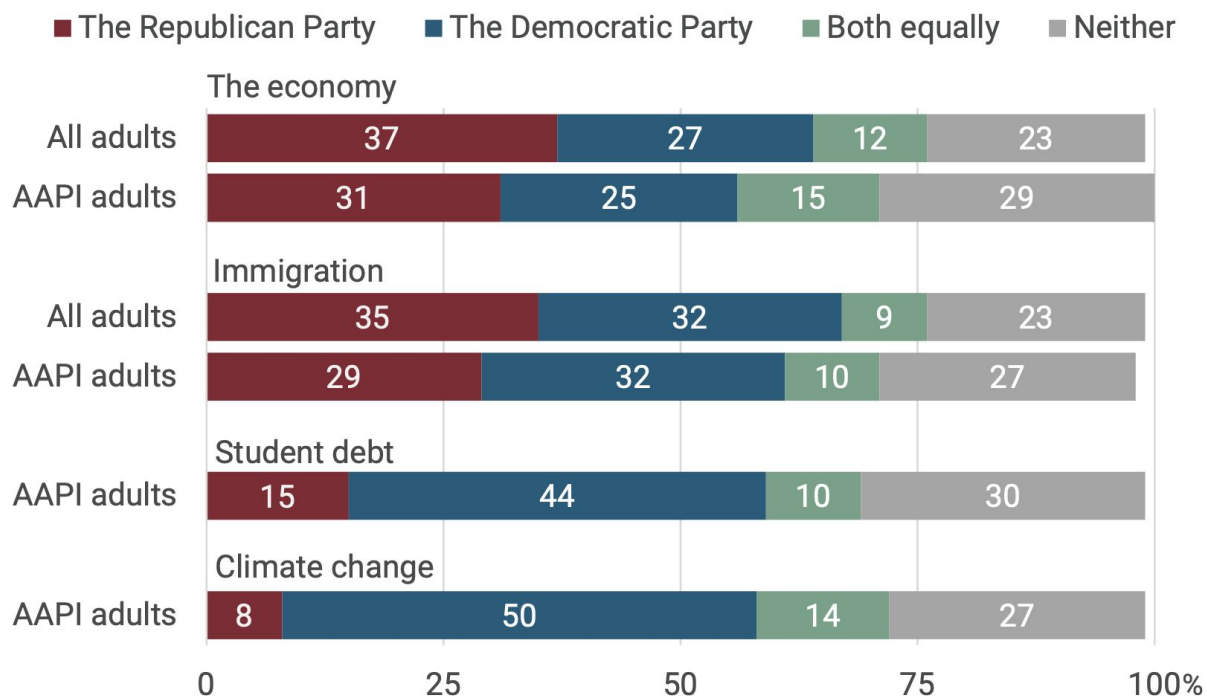


Source: AAPI Data/AP-NORC Survey Nov 2023

Views of Parties: Issues



December 15, 2023



Question: Now, which party do you trust to do a better job of handling:

Source: AAPI Data/AP-NORC Poll conducted November 6-15, 2023 with 1,115 AAPI adults nationwide and AP-NORC Poll conducted October 6-10, 2022 with 1,121 adults nationwide.



APNORC.org

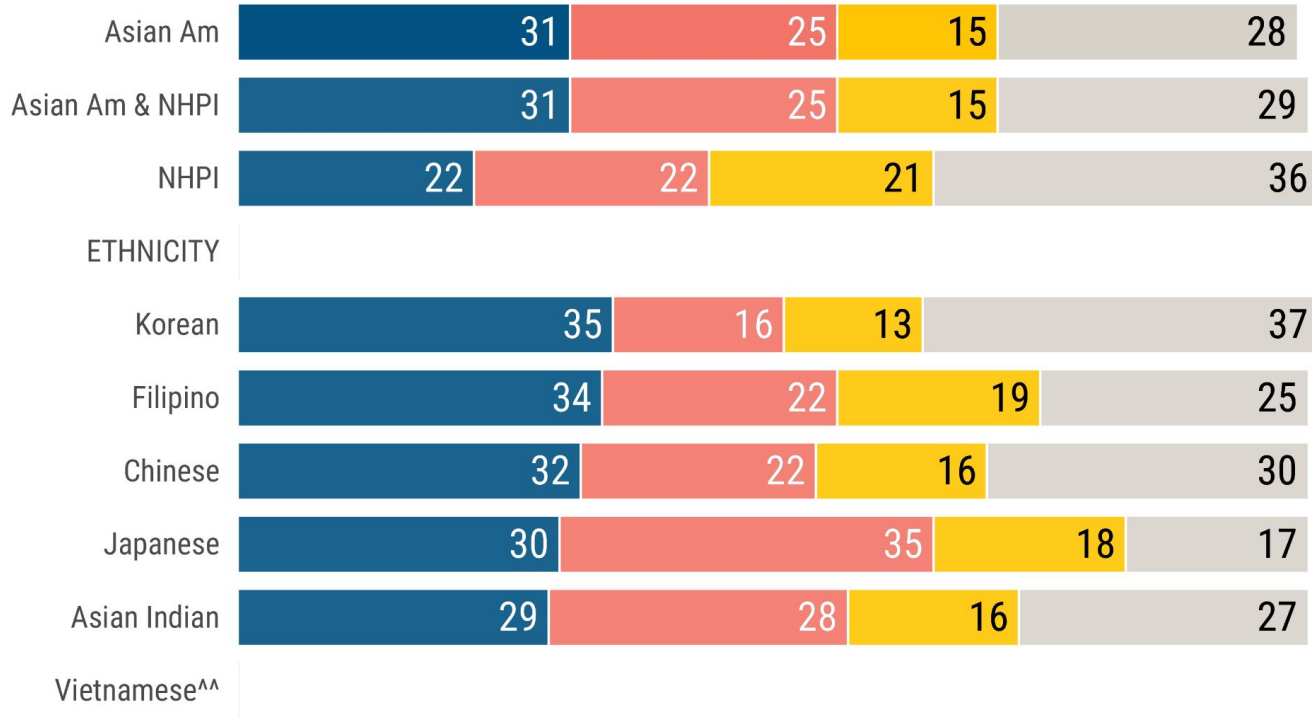
Views of Parties: Economy



December 15, 2023

Party trusted to do a better job in handling the economy:

● Republican ● Democrat ● Both equally ● Neither



Source: AAPI Data/AP-NORC Survey Nov 2023

AAPI
DATA

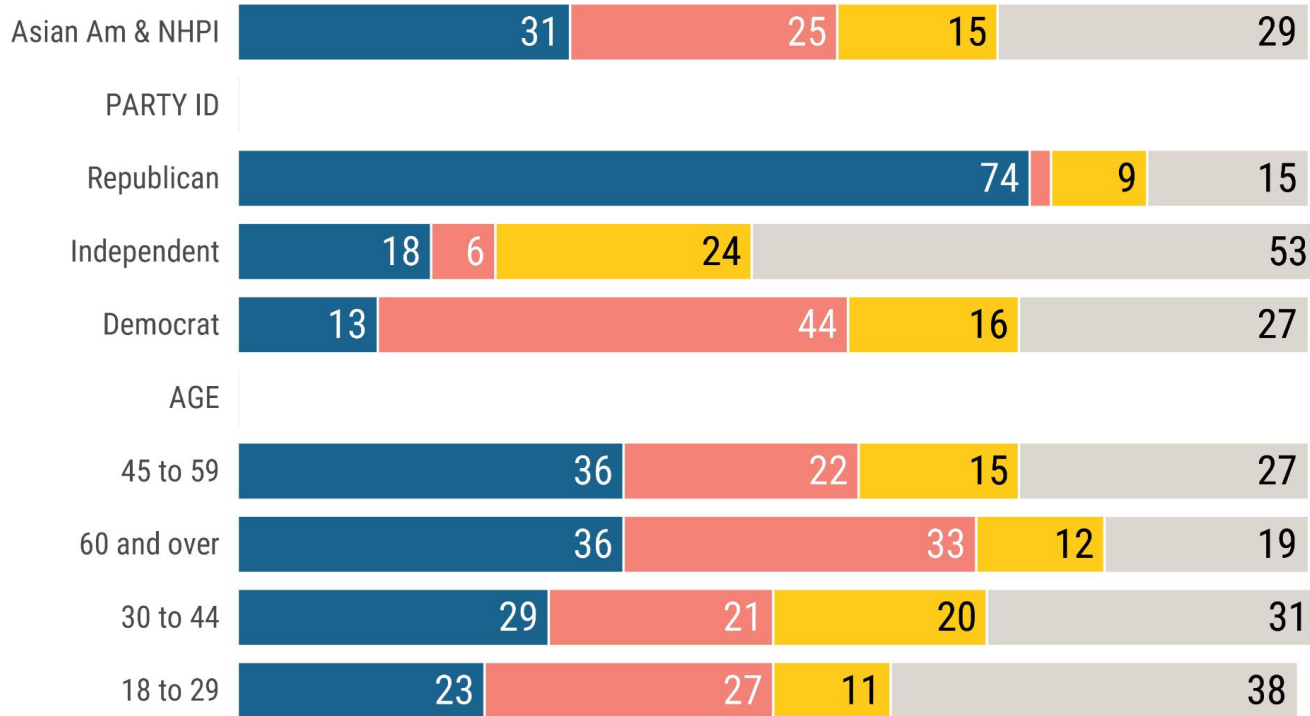
APIA VOTE
ASIAN & PACIFIC ISLANDER AMERICAN VOTE
mji Asian American
Journalists
Association

^^ Sample size too small to produce reliable estimates

Source: AAPI Data / AP-NORC Survey Nov 2023

Party trusted to do a better job in handling the economy:

● Republican ● Democrat ● Both equally ● Neither



Source: AAPI Data/AP-NORC Survey Nov 2023

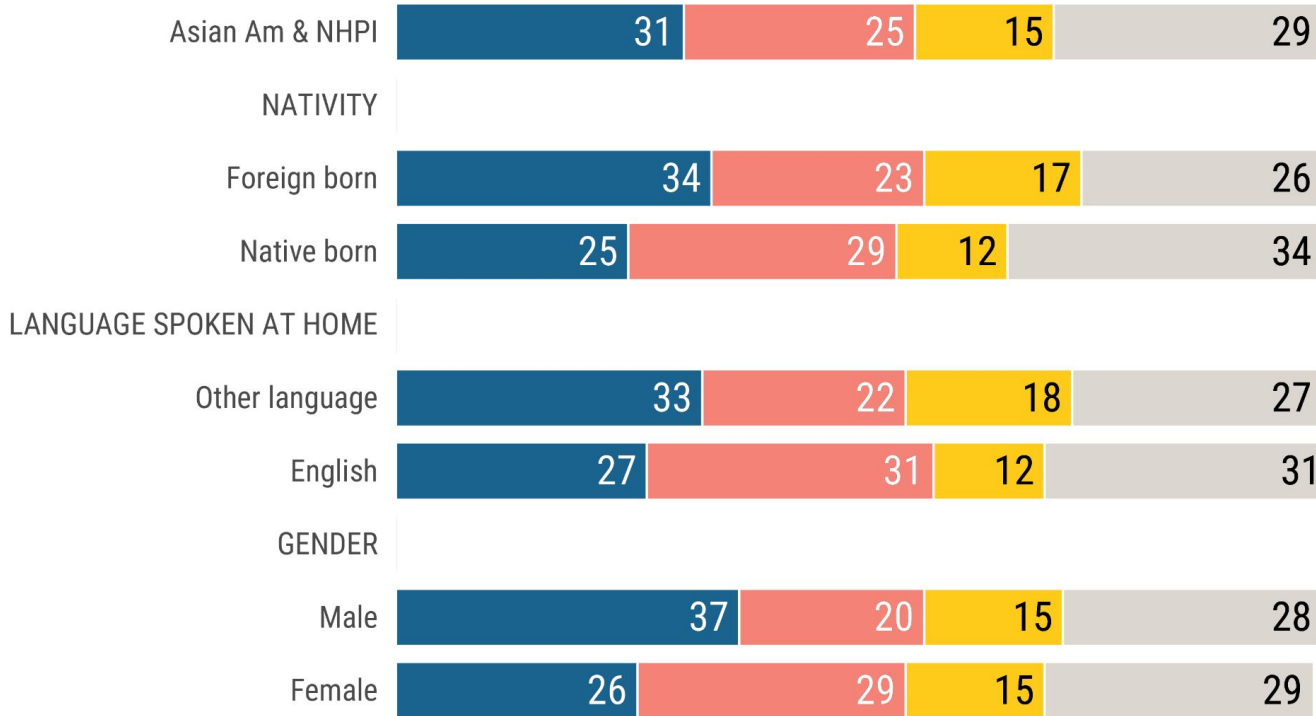
AAPI
DATA

APIA VOTE
ASIAN & PACIFIC ISLANDER AMERICAN VOTE

mji
Asian American
Journalists
Association

Party trusted to do a better job in handling the economy:

● Republican ● Democrat ● Both equally ● Neither



Source: AAPI Data/AP-NORC Survey Nov 2023

AAPI
DATA

APIA VOTE
ASIAN & PACIFIC ISLANDER AMERICAN VOTE

mji
Asian American
Journalists
Association

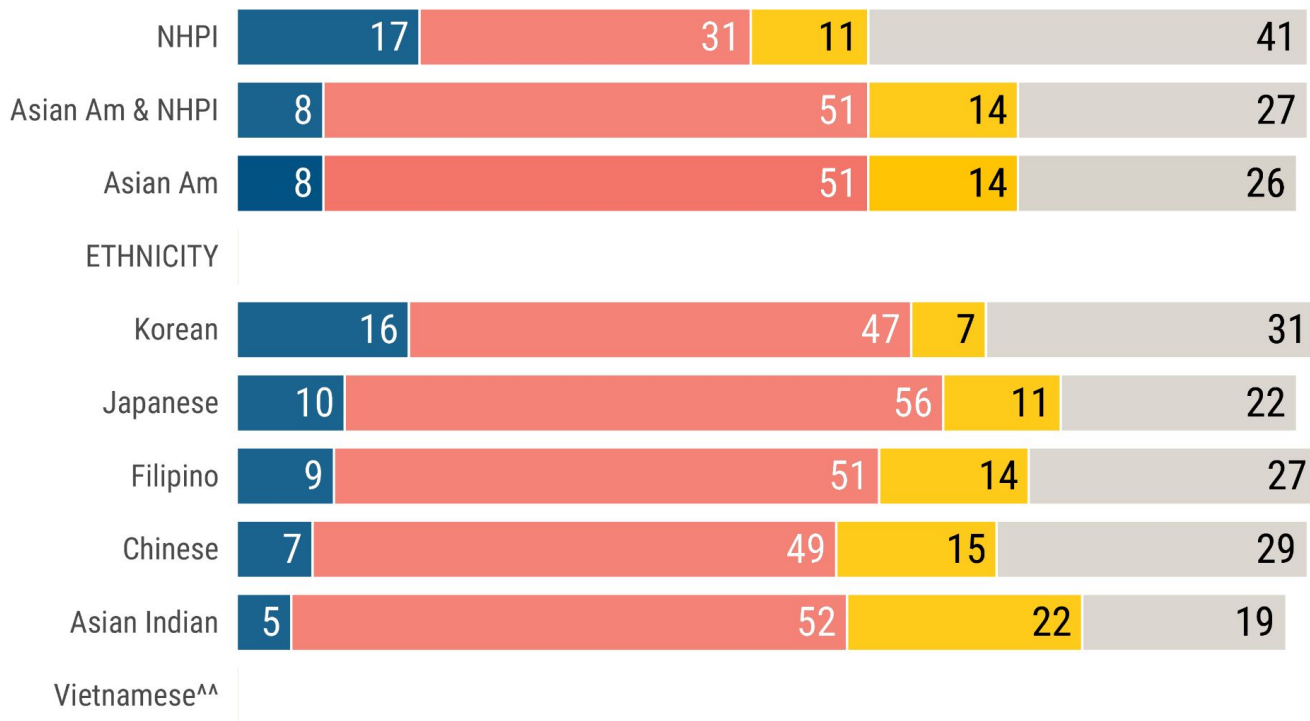
Views of Parties: Climate Change



December 15, 2023

Party trusted to do a better job in handling climate change:

● Republican ● Democrat ● Both equally ● Neither



Source: AAPI Data/AP-NORC Survey Nov 2023

AAPI
DATA

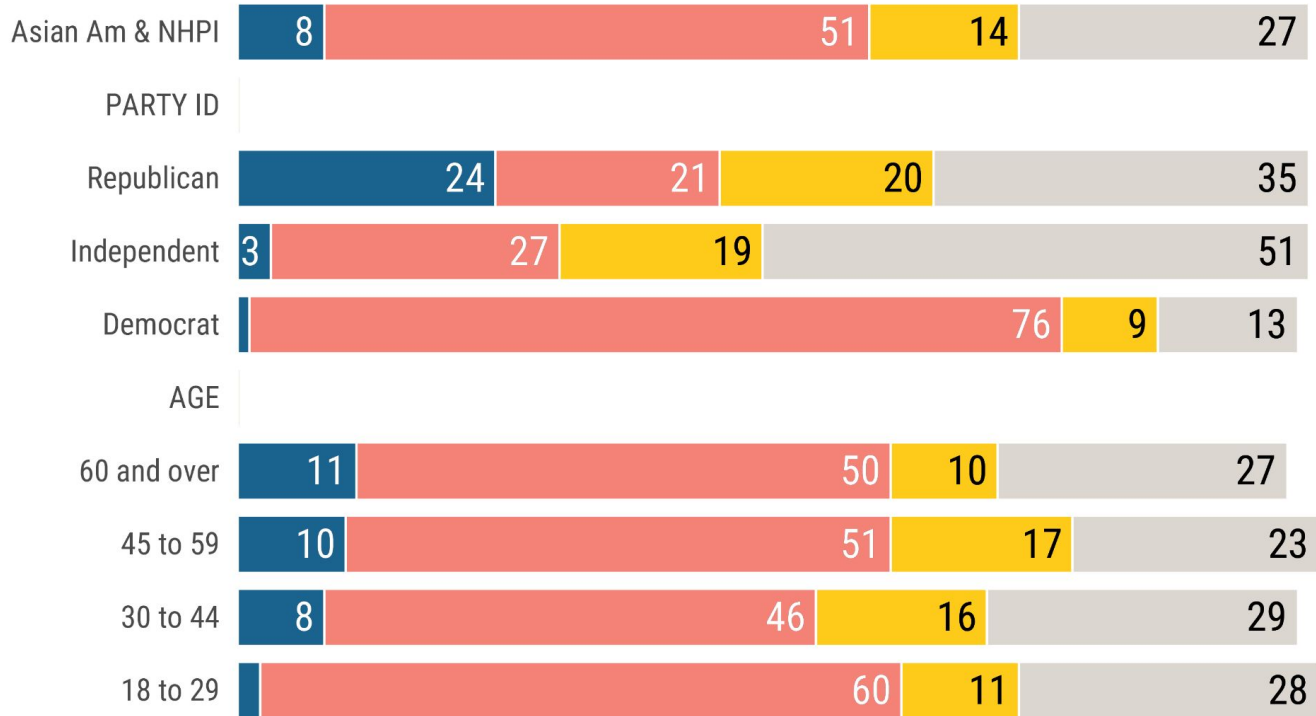
APIA VOTE
ASIAN & PACIFIC ISLANDER AMERICAN VOTE
mji Asian American
Journalists
Association

^^ Sample size too small to produce reliable estimates

Source: AAPI Data / AP-NORC Survey Nov 2023

Party trusted to do a better job in handling climate change:

● Republican ● Democrat ● Both equally ● Neither



Source: AAPI Data/AP-NORC Survey Nov 2023

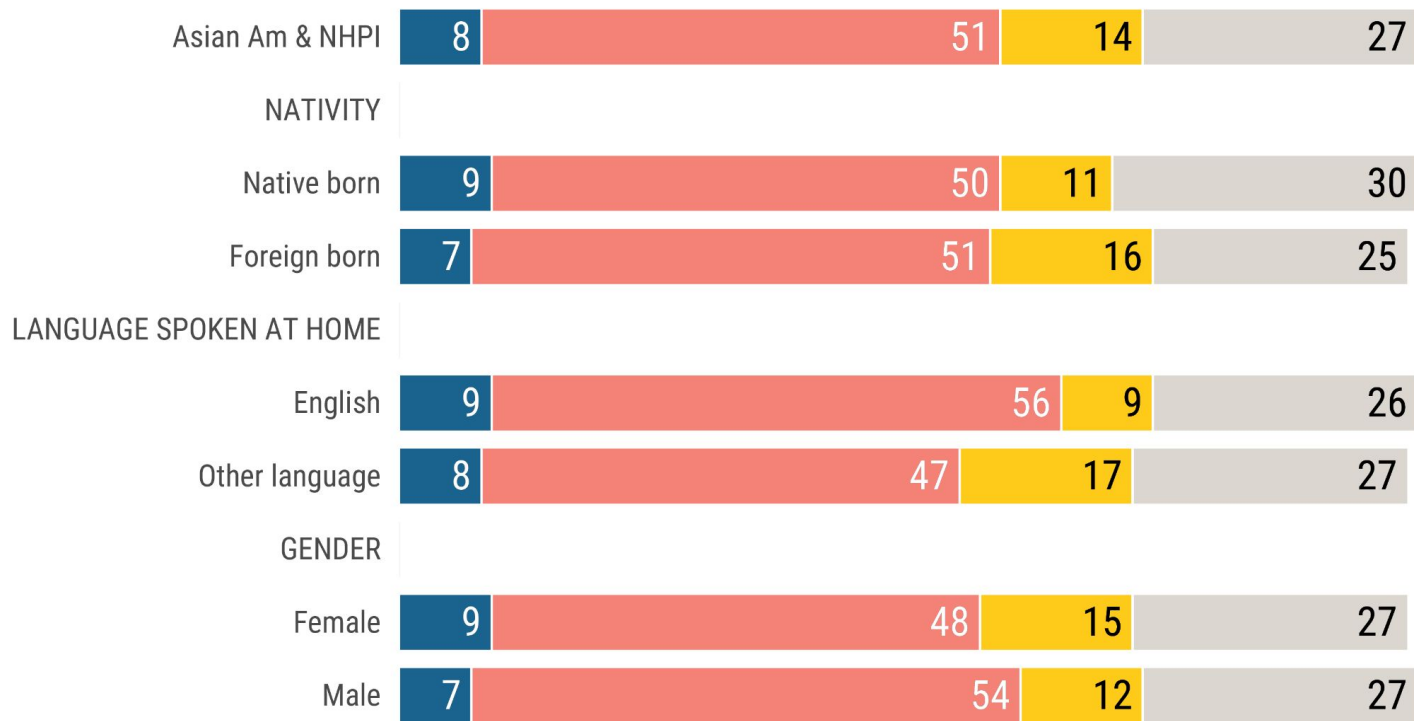
AAPI
DATA

APIA VOTE
ASIAN & PACIFIC ISLANDER AMERICAN VOTE

mji
Asian American
Journalists
Association

Party trusted to do a better job in handling climate change:

● Republican ● Democrat ● Both equally ● Neither



Source: AAPI Data/AP-NORC Survey Nov 2023

AAPI
DATA

APIA VOTE
ASIAN & PACIFIC ISLANDER AMERICAN VOTE
mji Asian American
Journalists
Association

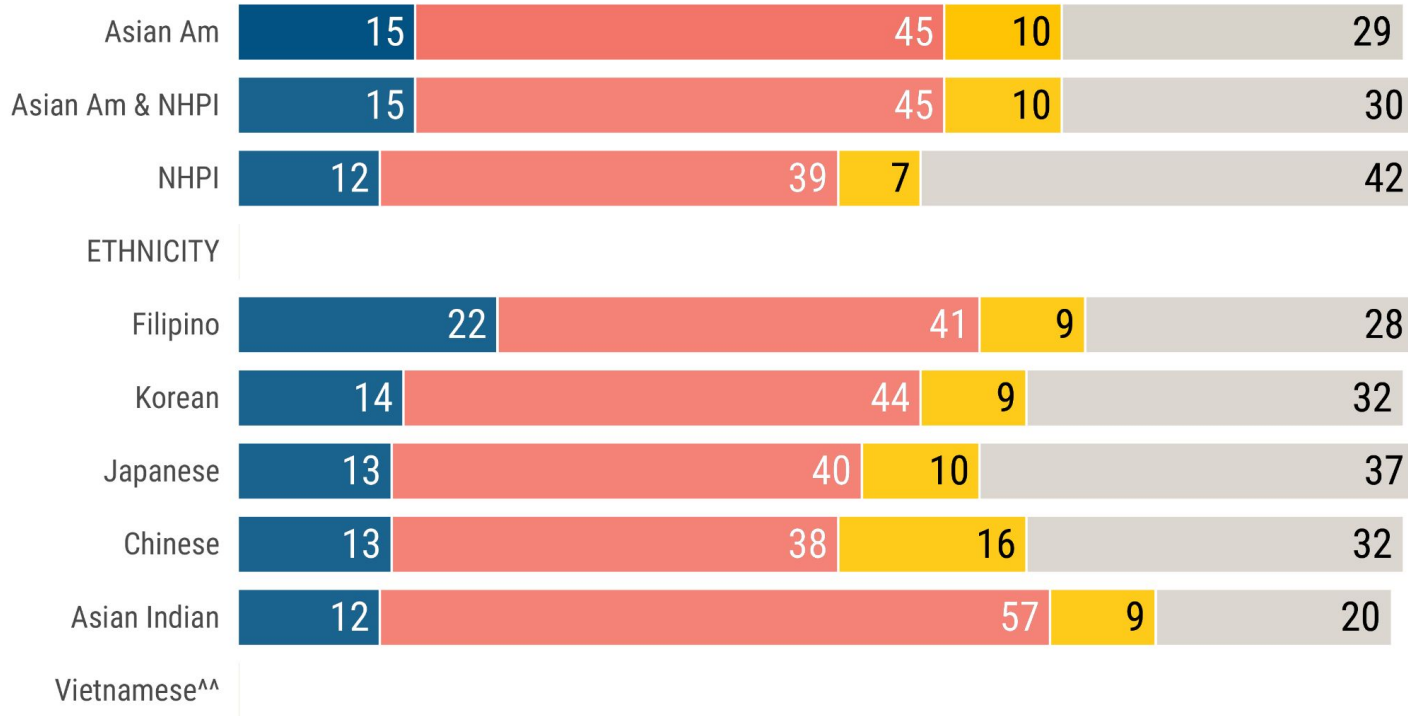
Views of Parties: Student debt



December 15, 2023

Party trusted to do a better job in handling student debt:

● Republican ● Democrat ● Both equally ● Neither



Source: AAPI Data/AP-NORC Survey Nov 2023

**AAPI
DATA**

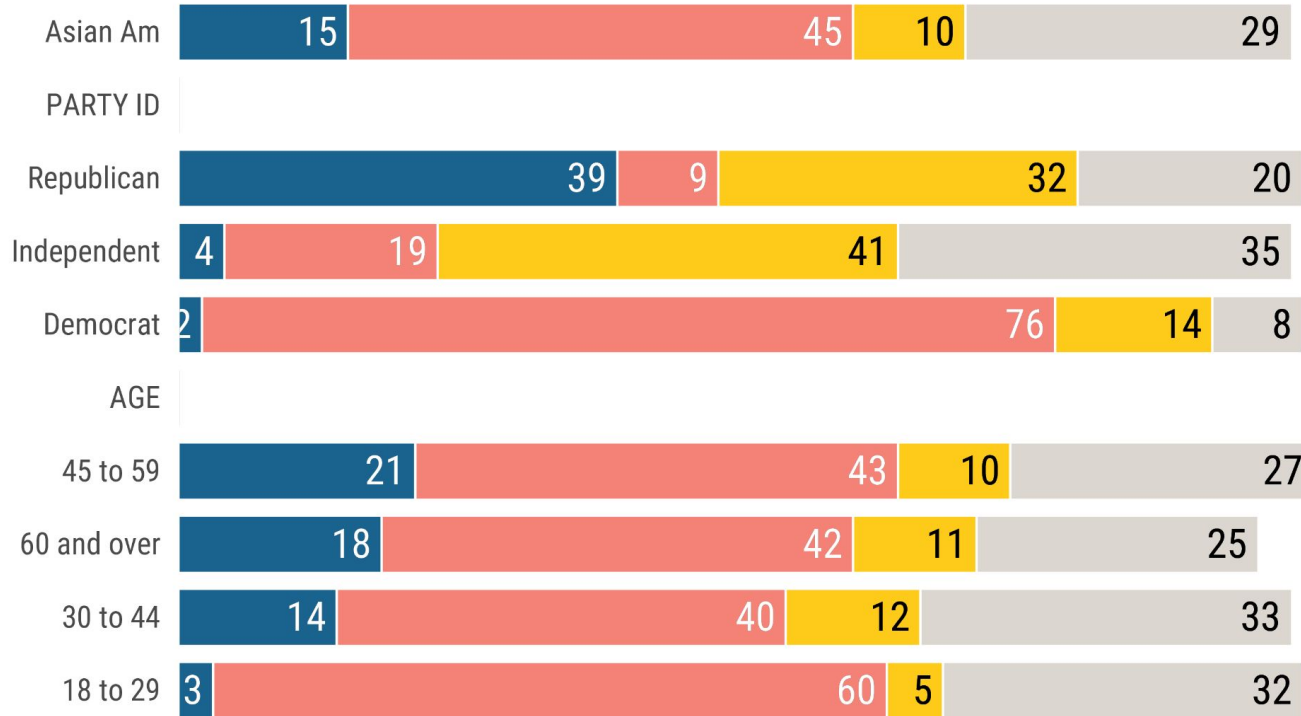
APIA VOTE
ASIAN & PACIFIC ISLANDER AMERICAN VOTE
mji Asian American Journalists Association

^^ Sample size too small to produce reliable estimates

Source: AAPI Data / AP-NORC Survey Nov 2023

Party trusted to do a better job in handling student debt:

● Republican ● Democrat ● Both equally ● Neither



Source: AAPI Data/AP-NORC Survey Nov 2023

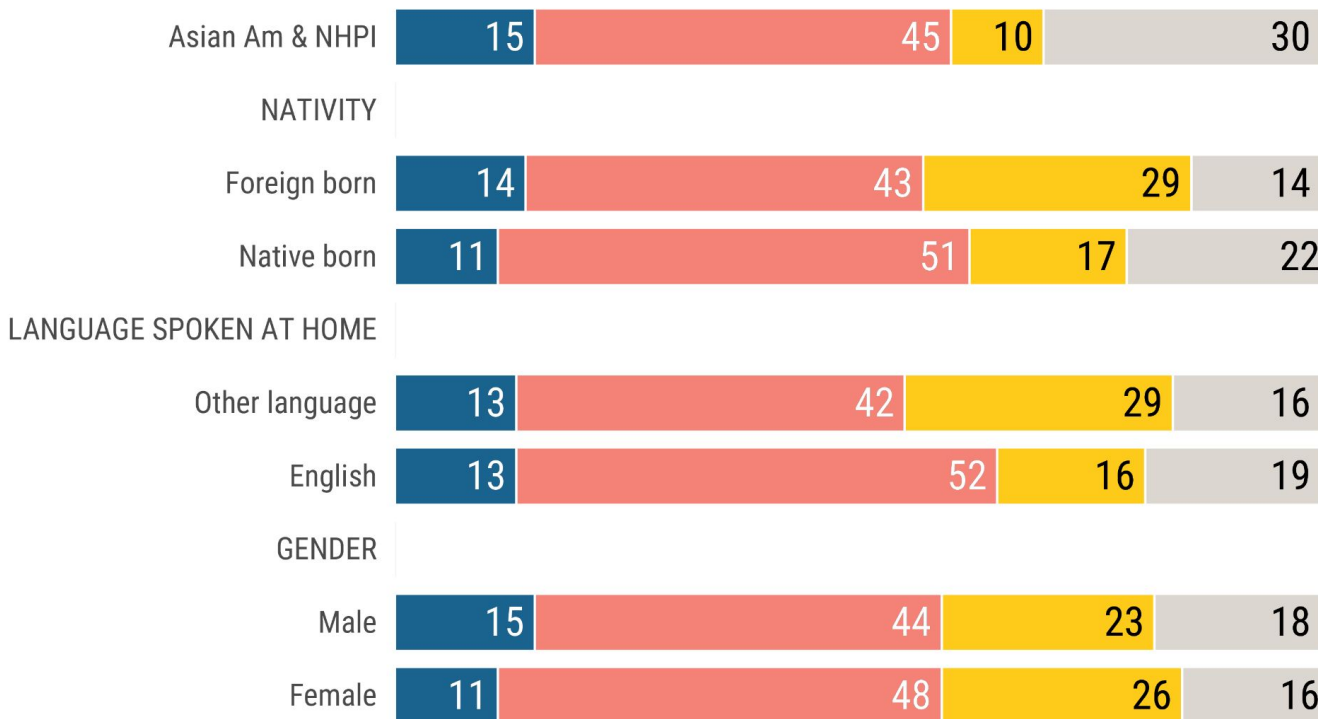
AAPI
DATA

APIA VOTE
ASIAN & PACIFIC ISLANDER AMERICAN VOTE

mji
Asian American
Journalists
Association

Party trusted to do a better job in handling student debt:

● Republican ● Democrat ● Both equally ● Neither



Source: AAPI Data/AP-NORC Survey Nov 2023

AAPI
DATA

APIA VOTE
ASIAN & PACIFIC ISLANDER AMERICAN VOTE

mji
Asian American
Journalists
Association

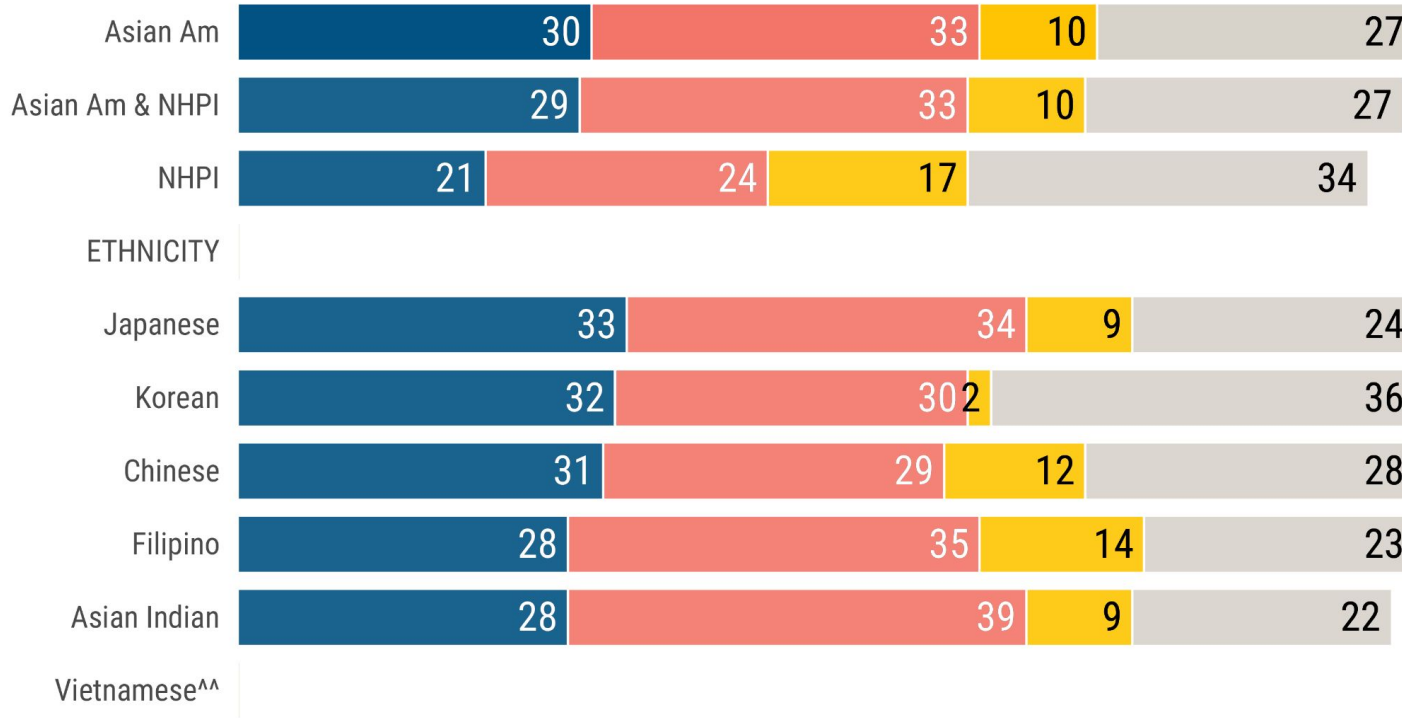
Views of Parties: Immigration



December 15, 2023

Party trusted to do a better job in handling immigration:

● Republican ● Democrat ● Both equally ● Neither



Source: AAPI Data/AP-NORC Survey Nov 2023

AAPI
DATA

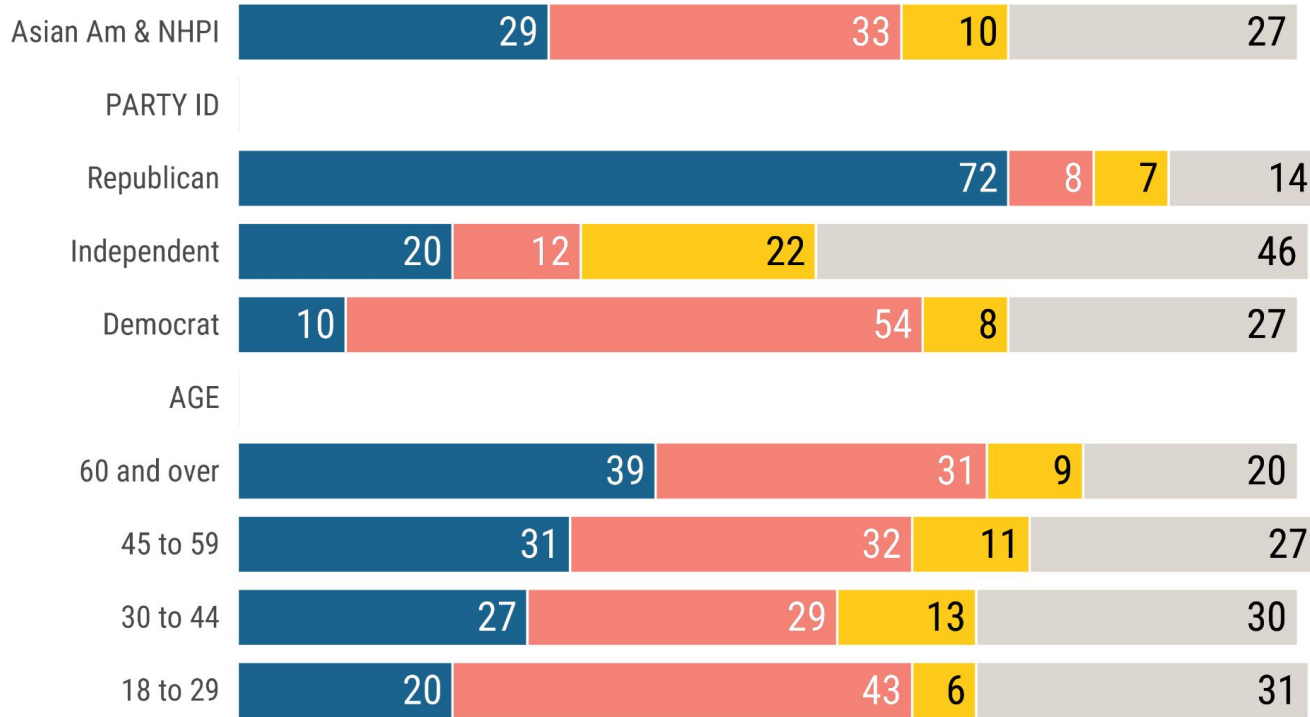
APIA VOTE
ASIAN & PACIFIC ISLANDER AMERICAN VOTE
mji Asian American Journalists Association

^^ Sample size too small to produce reliable estimates

Source: AAPI Data / AP-NORC Survey Nov 2023

Party trusted to do a better job in handling immigration:

● Republican ● Democrat ● Both equally ● Neither



Source: AAPI Data/AP-NORC Survey Nov 2023

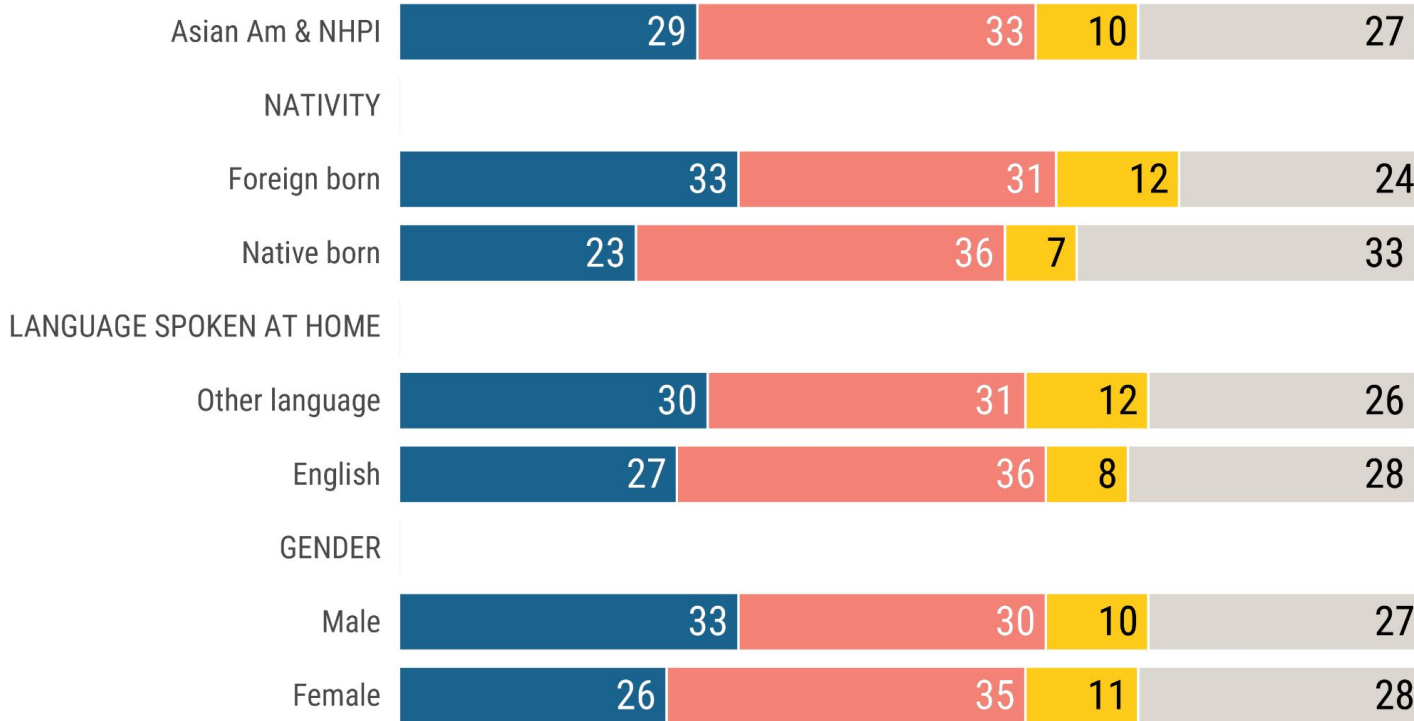
AAPI
DATA

APIA VOTE
ASIAN & PACIFIC ISLANDER AMERICAN VOTE

mji
Asian American
Journalists
Association

Party trusted to do a better job in handling immigration:

● Republican ● Democrat ● Both equally ● Neither



Source: AAPI Data/AP-NORC Survey Nov 2023

AAPI
DATA

APIA VOTE
ASIAN & PACIFIC ISLANDER AMERICAN VOTE

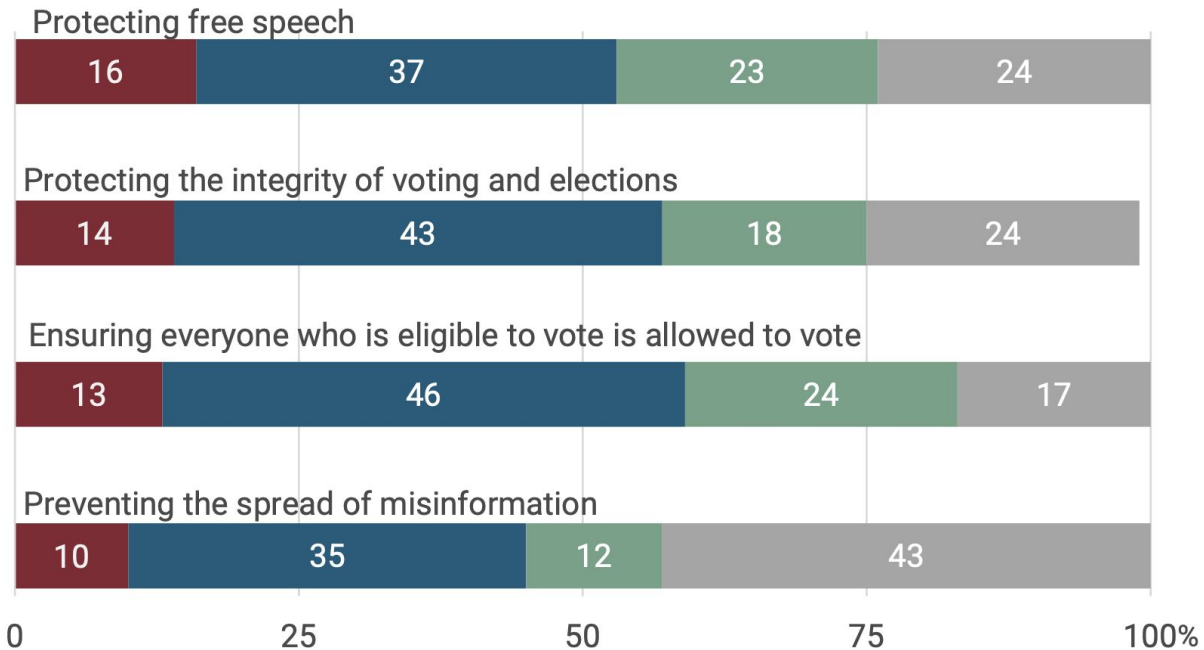
mji
Asian American
Journalists
Association

Views of Parties: Democracy



December 15, 2023

■ The Republican Party ■ The Democratic Party ■ Both equally ■ Neither



Question: Now, which party do you trust to do a better job of handling:

Source: AAPI Data/AP-NORC Poll conducted November 6-15, 2023 with 1,115 AAPI adults nationwide.



APNORC.org

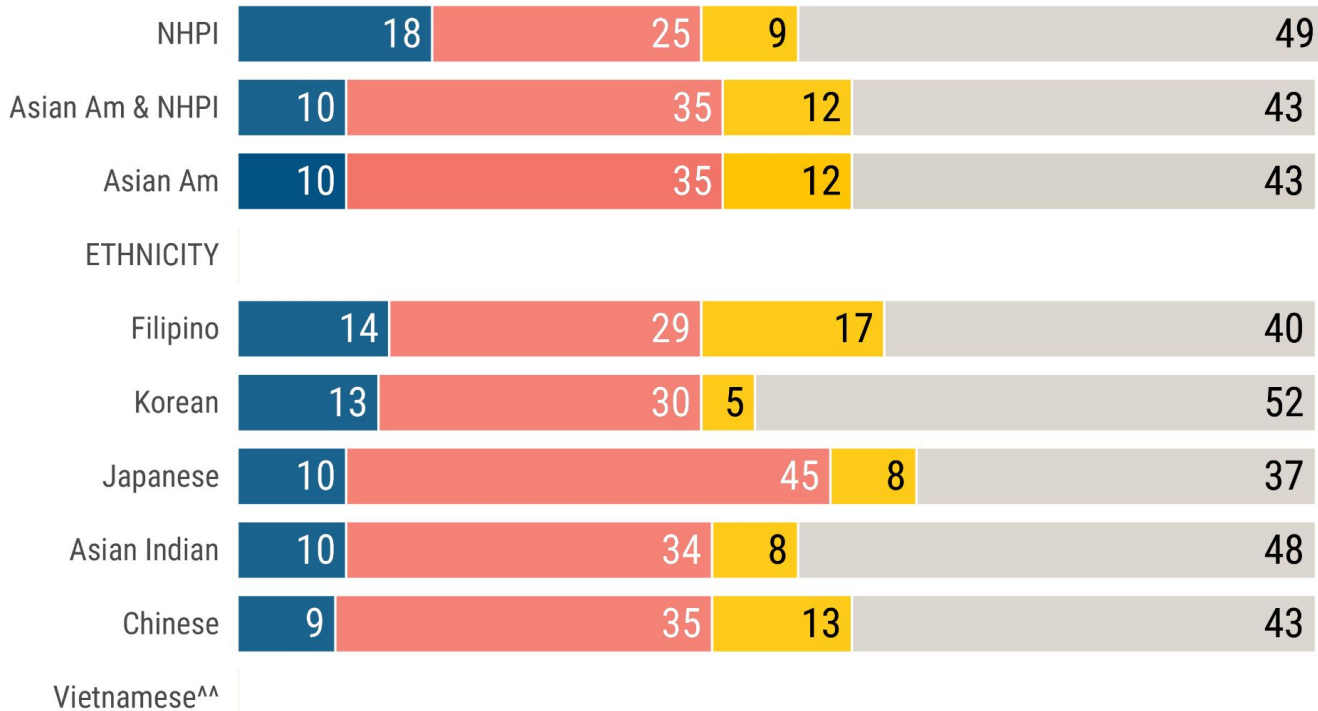
Views of Parties: Misinformation



December 15, 2023

Party trusted to do a better job in preventing the spread of misinformation:

● Republican ● Democrat ● Both equally ● Neither



Source: AAPI Data/AP-NORC Survey Nov 2023

AAPI
DATA

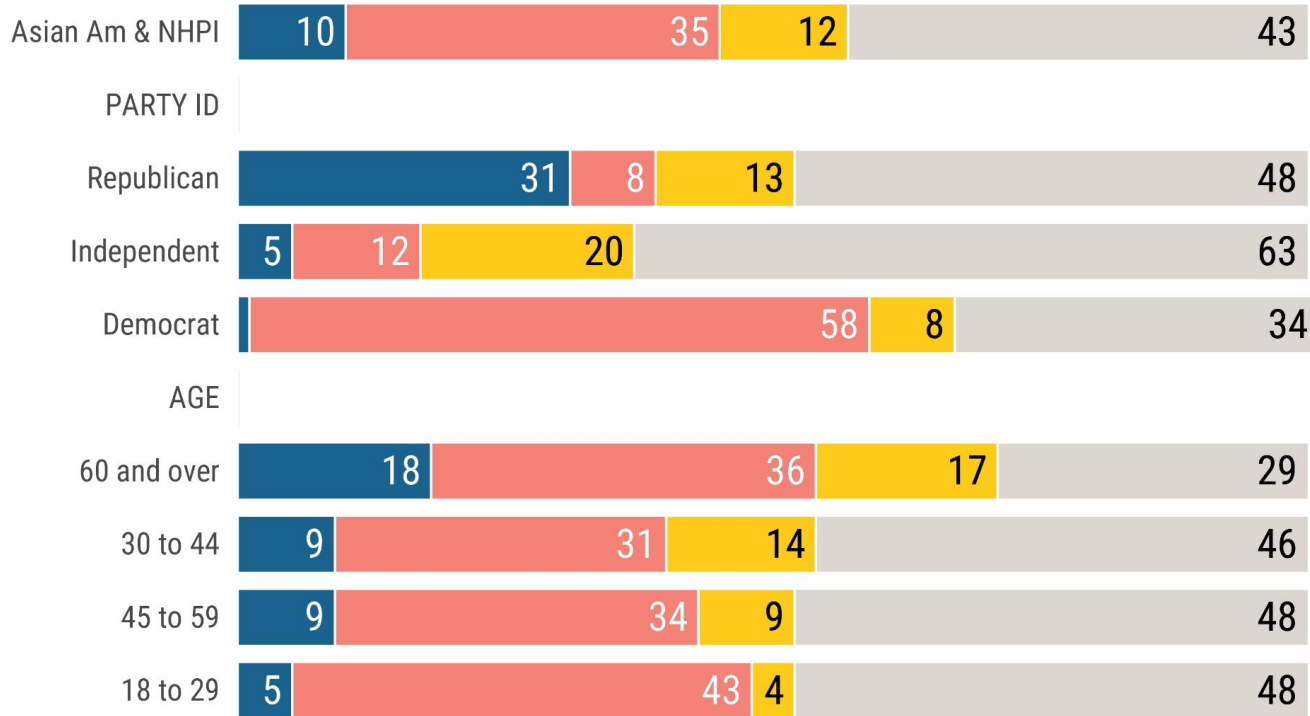
APIA VOTE
ASIAN & PACIFIC ISLANDER AMERICAN VOTE
mji Asian American
Journalists
Association

^^ Sample size too small to produce reliable estimates

Source: AAPI Data / AP-NORC Survey Nov 2023

Party trusted to do a better job in preventing the spread of misinformation:

● Republican ● Democrat ● Both equally ● Neither



Source: AAPI Data/AP-NORC Survey Nov 2023

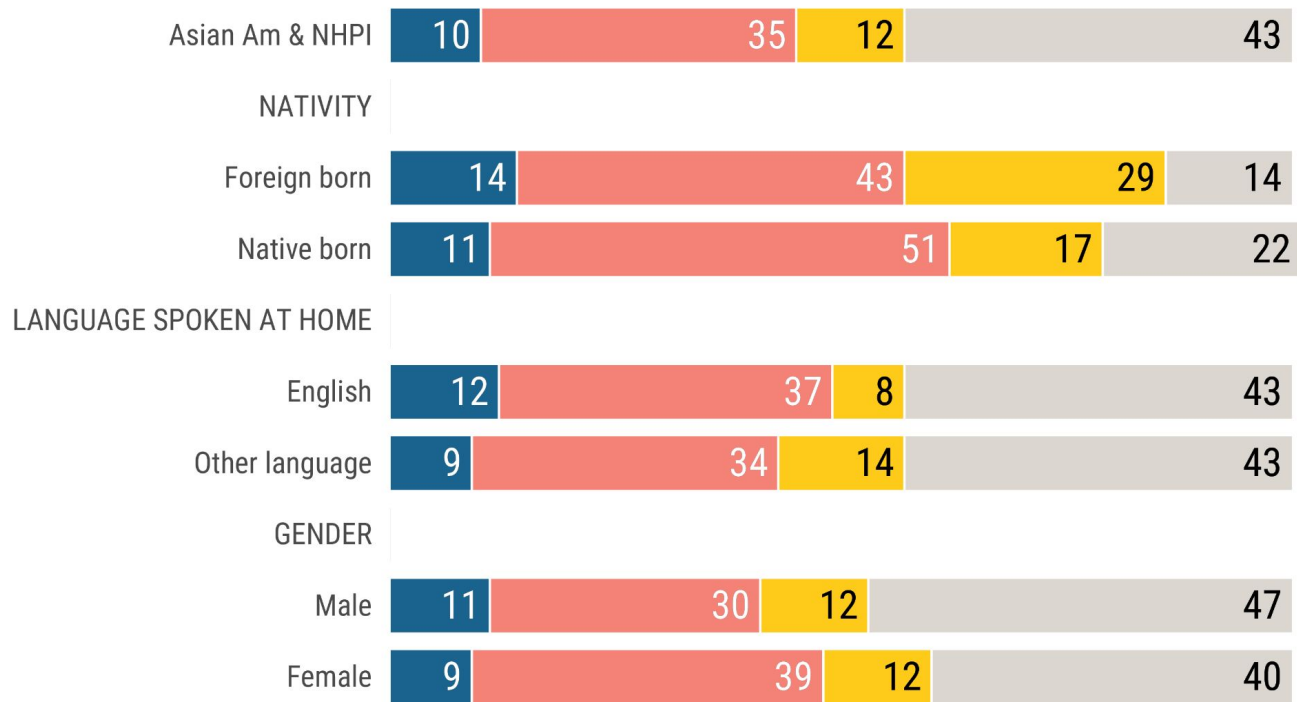
AAPI
DATA

APIA VOTE
ASIAN & PACIFIC ISLANDER AMERICAN VOTE

mji
Asian American
Journalists
Association

Party trusted to do a better job in preventing the spread of misinformation:

● Republican ● Democrat ● Both equally ● Neither



Source: AAPI Data/AP-NORC Survey Nov 2023

AAPI
DATA

APIA VOTE
ASIAN & PACIFIC ISLANDER AMERICAN VOTE

mji
Asian American
Journalists
Association

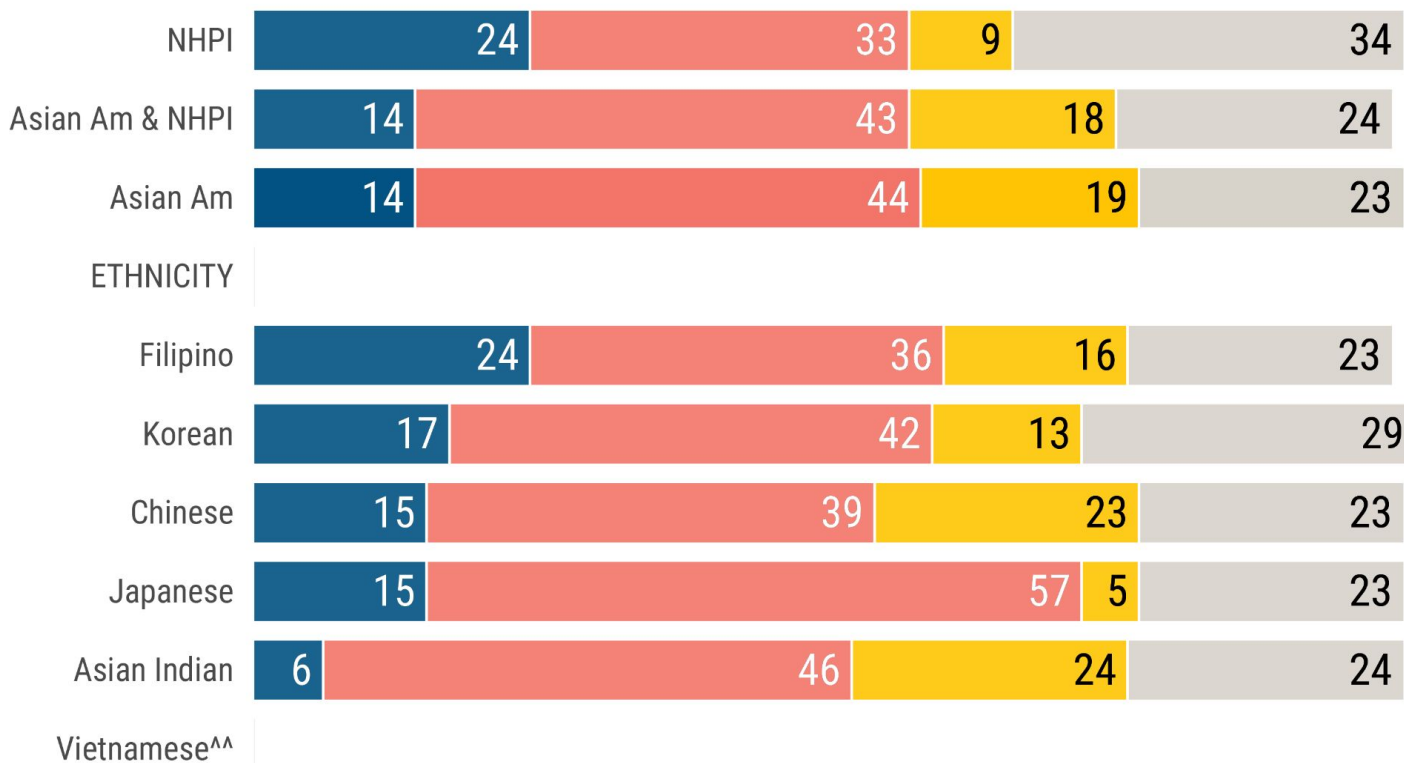
Views of Parties: Voting Integrity



December 15, 2023

Party trusted to do a better job in protecting the integrity of voting and elections:

● Republican ● Democrat ● Both equally ● Neither



Source: AAPI Data/AP-NORC Survey Nov 2023

AAPI
DATA

APIAVOTE
ASIAN & PACIFIC ISLANDER AMERICAN VOTE

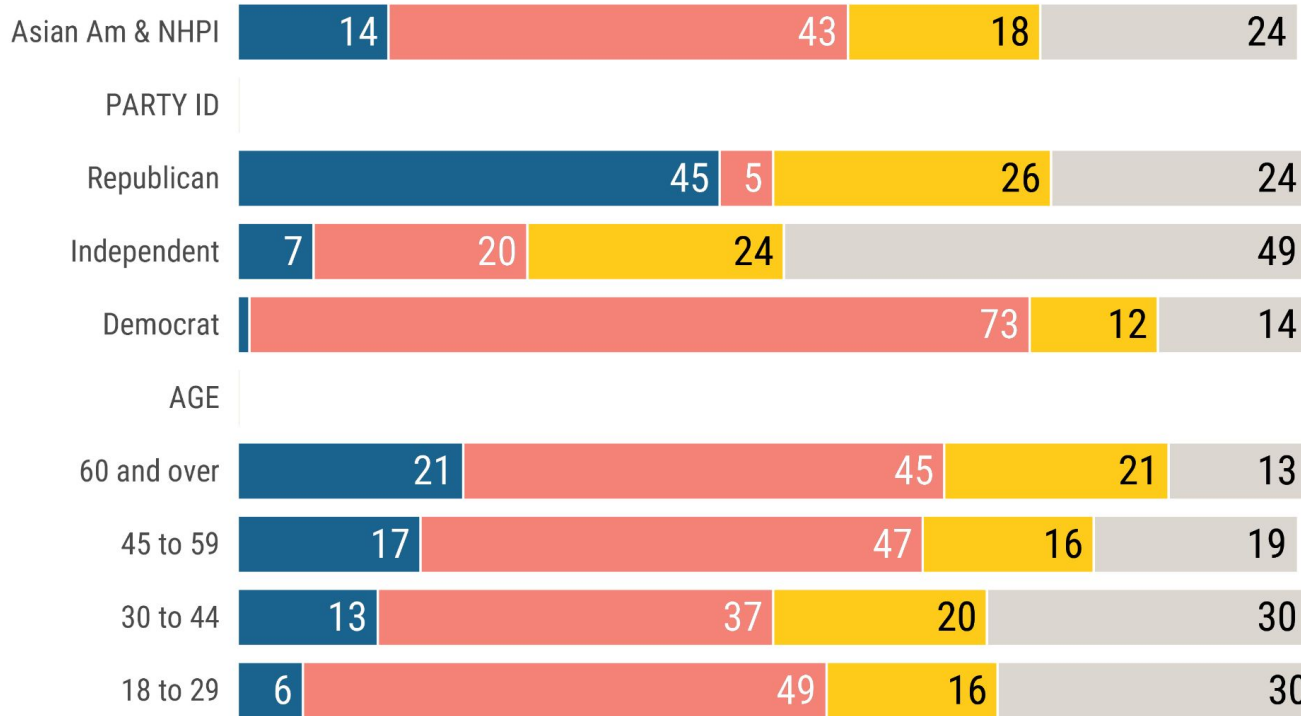
mji Asian American Journalists Association

^^ Sample size too small to produce reliable estimates

Source: AAPI Data / AP-NORC Survey Nov 2023

Party trusted to do a better job in protecting the integrity of voting and elections:

● Republican ● Democrat ● Both equally ● Neither



Source: AAPI Data/AP-NORC Survey Nov 2023

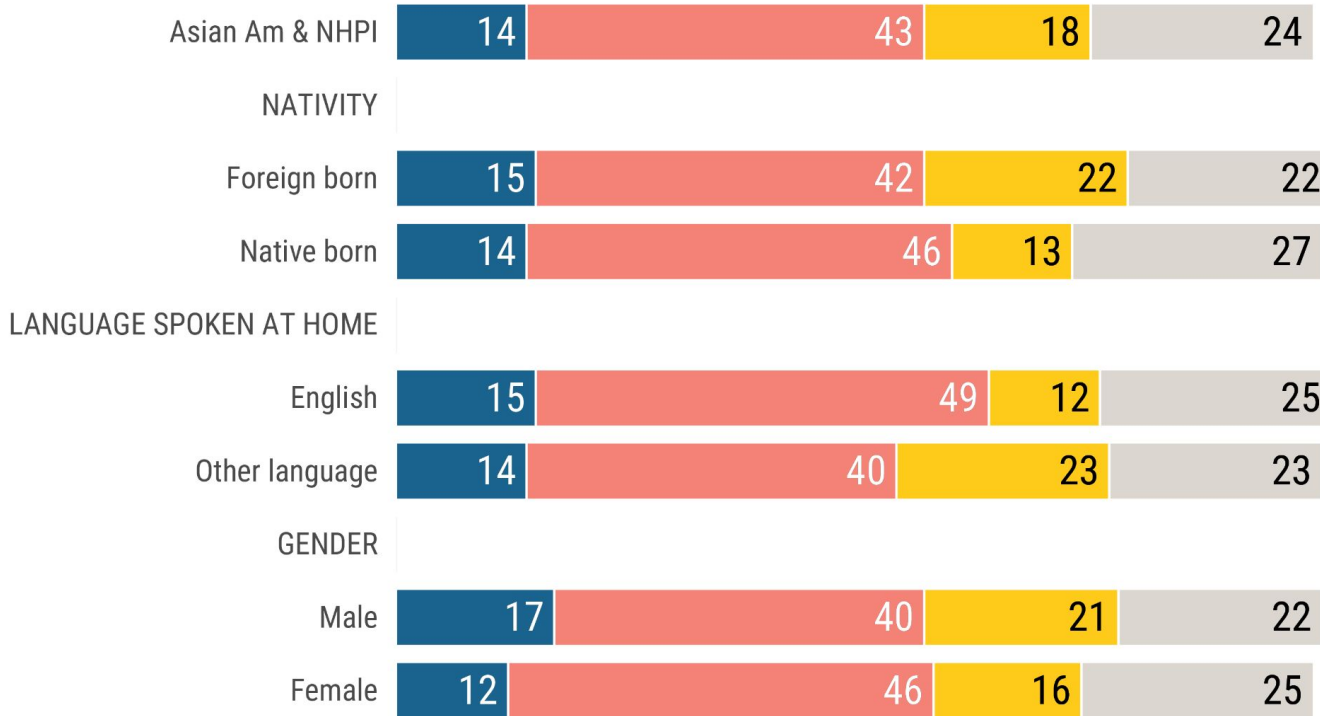
AAPI
DATA

APIA VOTE
ASIAN & PACIFIC ISLANDER AMERICAN VOTE

mji
Asian American
Journalists
Association

Party trusted to do a better job in protecting the integrity of voting and elections:

● Republican ● Democrat ● Both equally ● Neither



Source: AAPI Data/AP-NORC Survey Nov 2023

AAPI
DATA

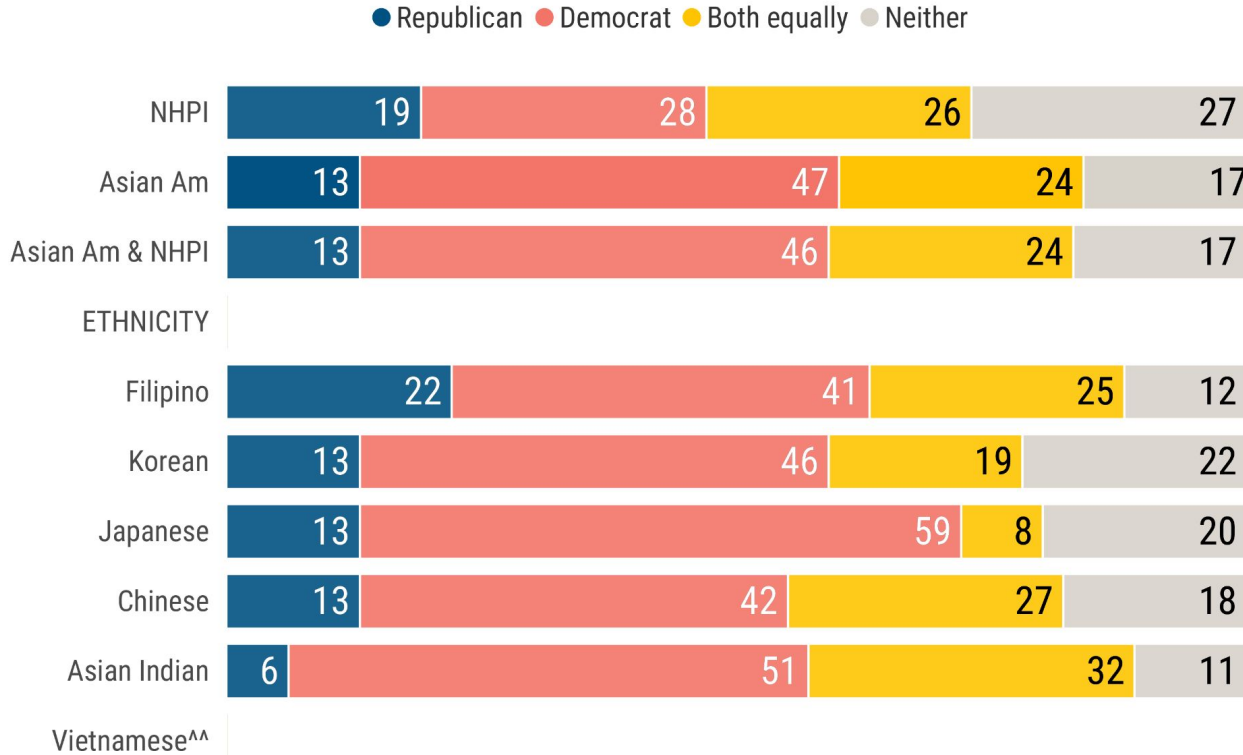
APIA VOTE
ASIAN & PACIFIC ISLANDER AMERICAN VOTE
mji Asian American
Journalists
Association

Views of Parties: Voting access



December 15, 2023

Party trusted to do a better job in ensuring that everyone who is eligible to vote is allowed to vote:



Source: AAPI Data/AP-NORC Survey Nov 2023

AAPI
DATA

APIA VOTE
ASIAN & PACIFIC ISLANDER AMERICAN VOTE

mji Asian American
Journalists
Association

^^ Sample size too small to produce reliable estimates

Source: AAPI Data / AP-NORC Survey Nov 2023

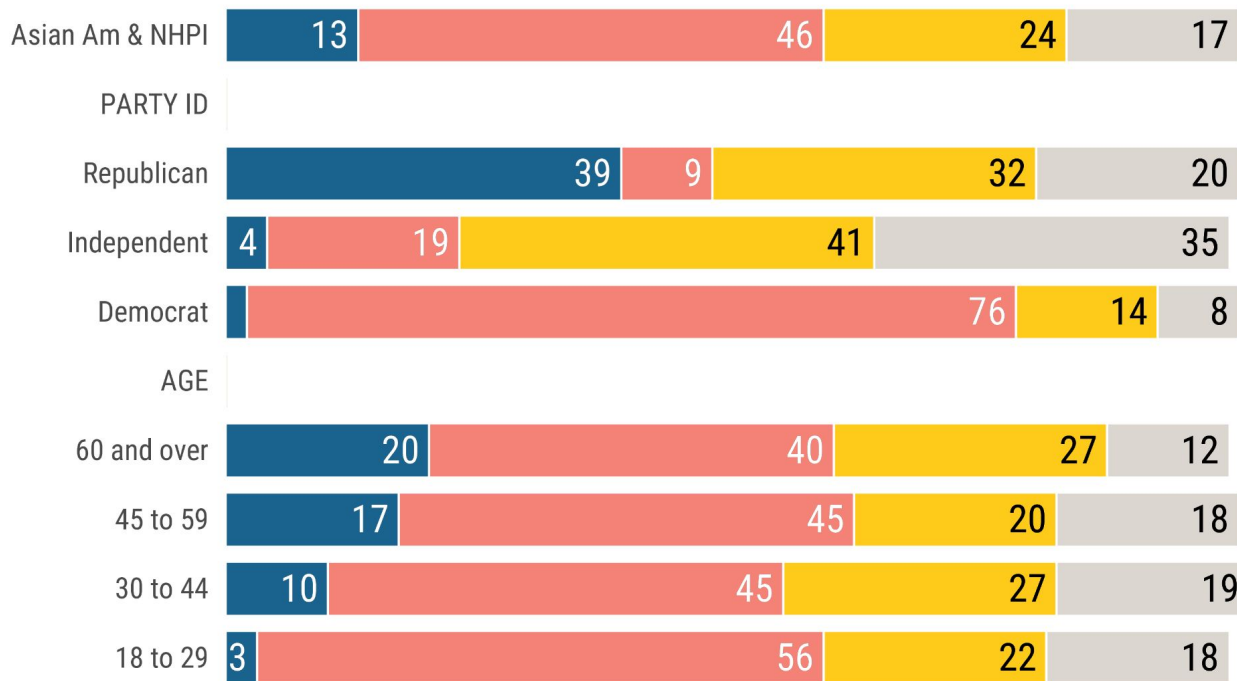
Party trusted to do a better job in ensuring that everyone who is eligible to vote is allowed to vote:

**AAPI
DATA**

APIA VOTE
ASIAN & PACIFIC ISLANDER AMERICAN VOTE

mji Asian American
Journalists
Association

● Republican ● Democrat ● Both equally ● Neither



Source: AAPI Data/AP-NORC Survey Nov 2023

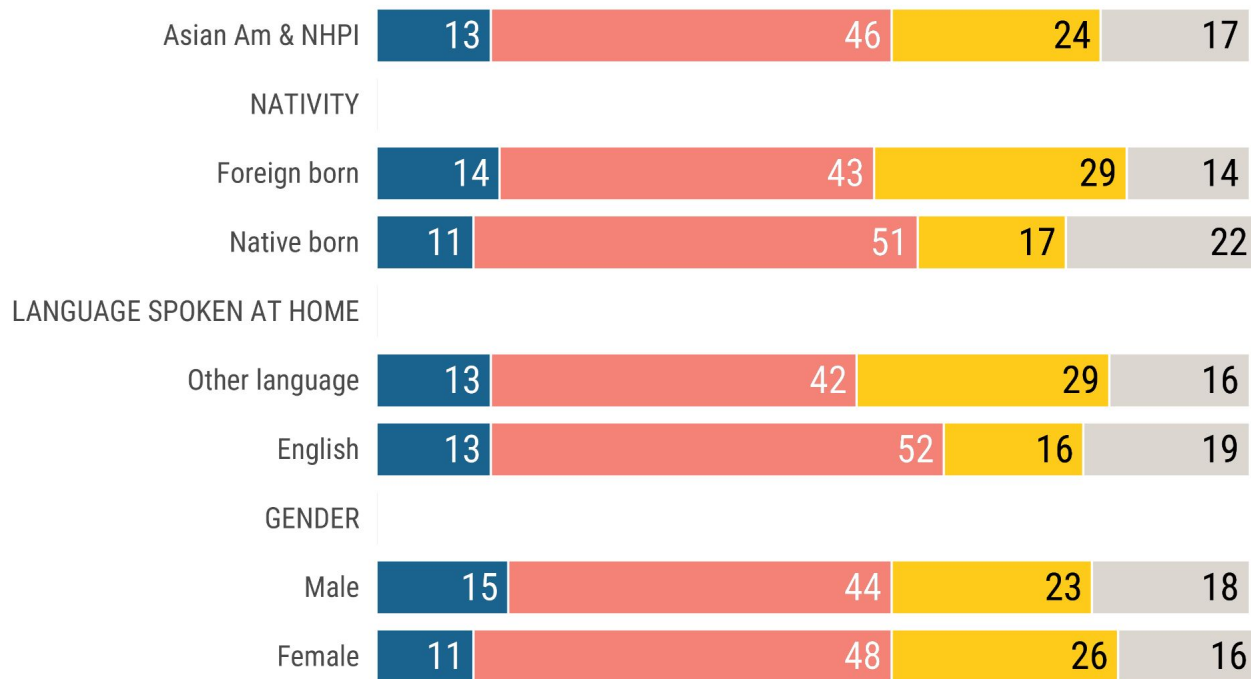
Party trusted to do a better job in ensuring that everyone who is eligible to vote is allowed to vote:

A A P I
D A T A

APIA VOTE
ASIAN & PACIFIC ISLANDER AMERICAN VOTE

mji
Asian American
Journalists
Association

● Republican ● Democrat ● Both equally ● Neither



Source: AAPI Data/AP-NORC Survey Nov 2023

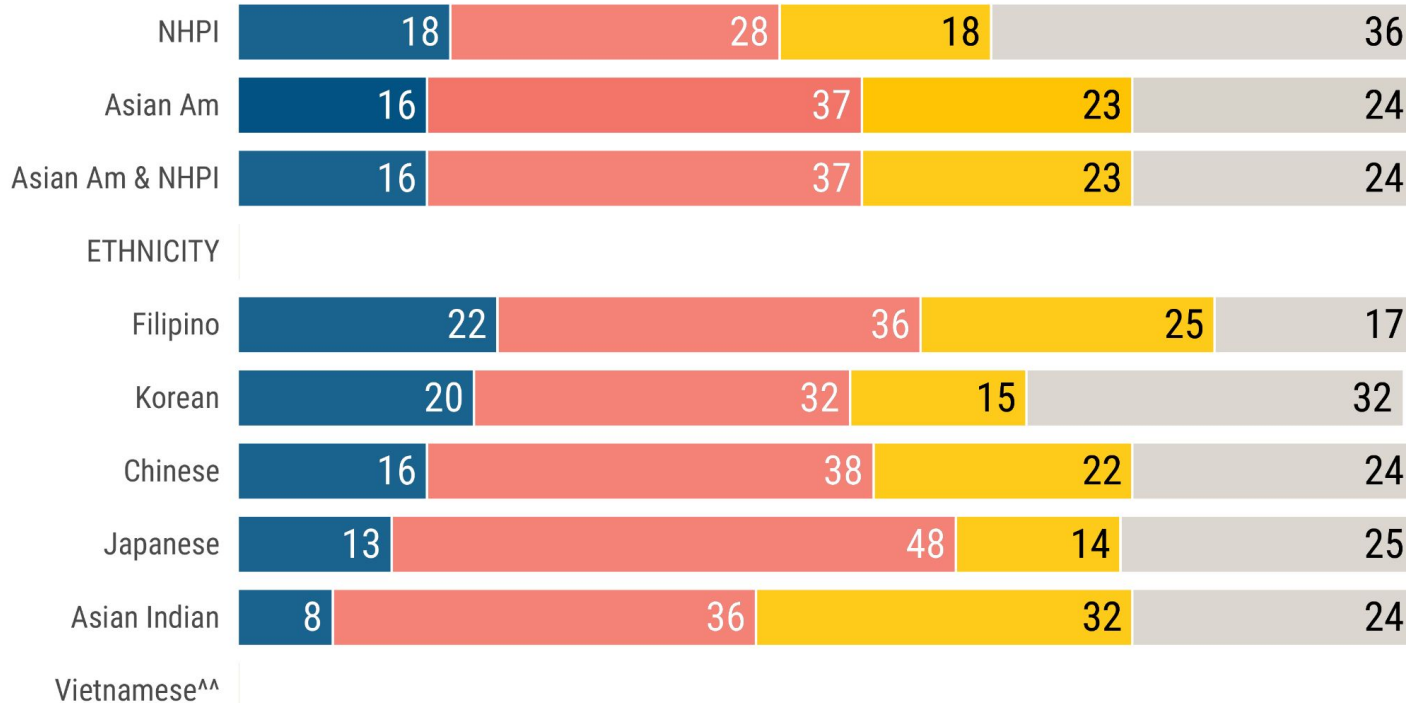
Views of Parties: Free Speech



December 15, 2023

Party trusted to do a better job in protecting free speech:

● Republican ● Democrat ● Both equally ● Neither



Source: AAPI Data/AP-NORC Survey Nov 2023

AAPI
DATA

APIA VOTE
ASIAN & PACIFIC ISLANDER AMERICAN VOTE

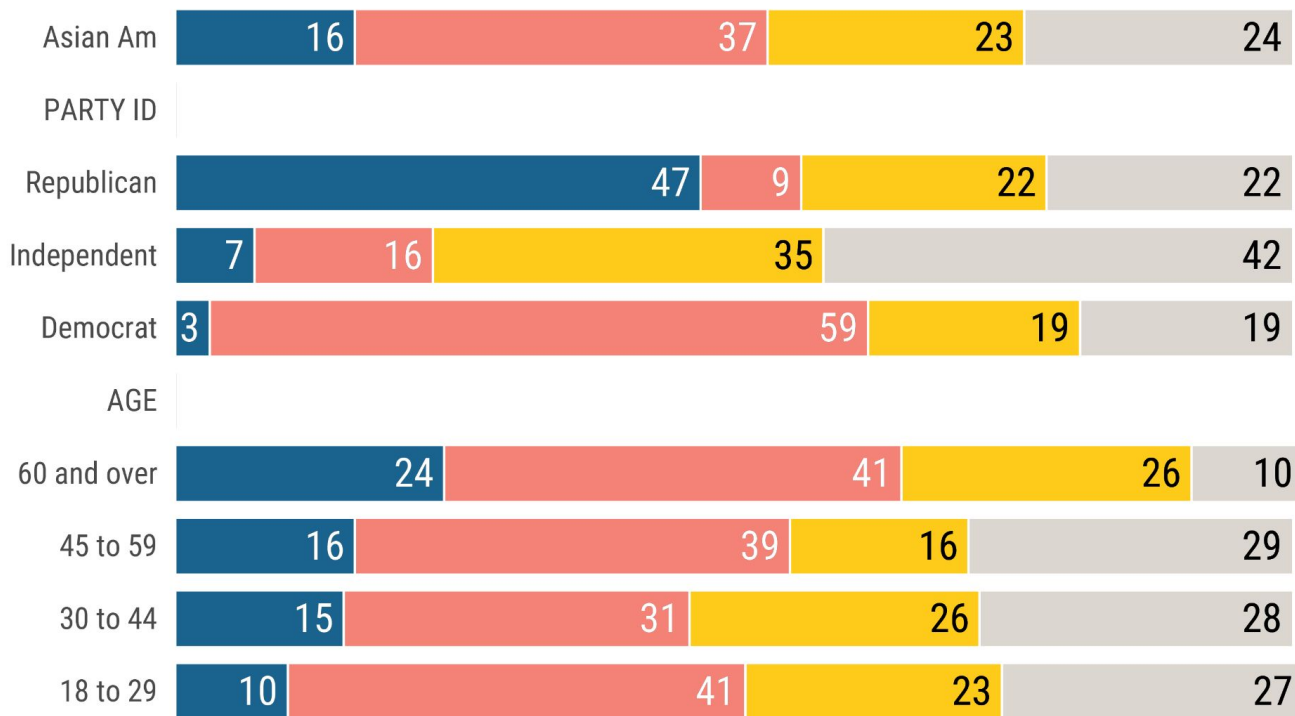
mji
Asian American
Journalists
Association

^^ Sample size too small to produce reliable estimates

Source: AAPI Data / AP-NORC Survey Nov 2023

Party trusted to do a better job in protecting free speech:

● Republican ● Democrat ● Both equally ● Neither



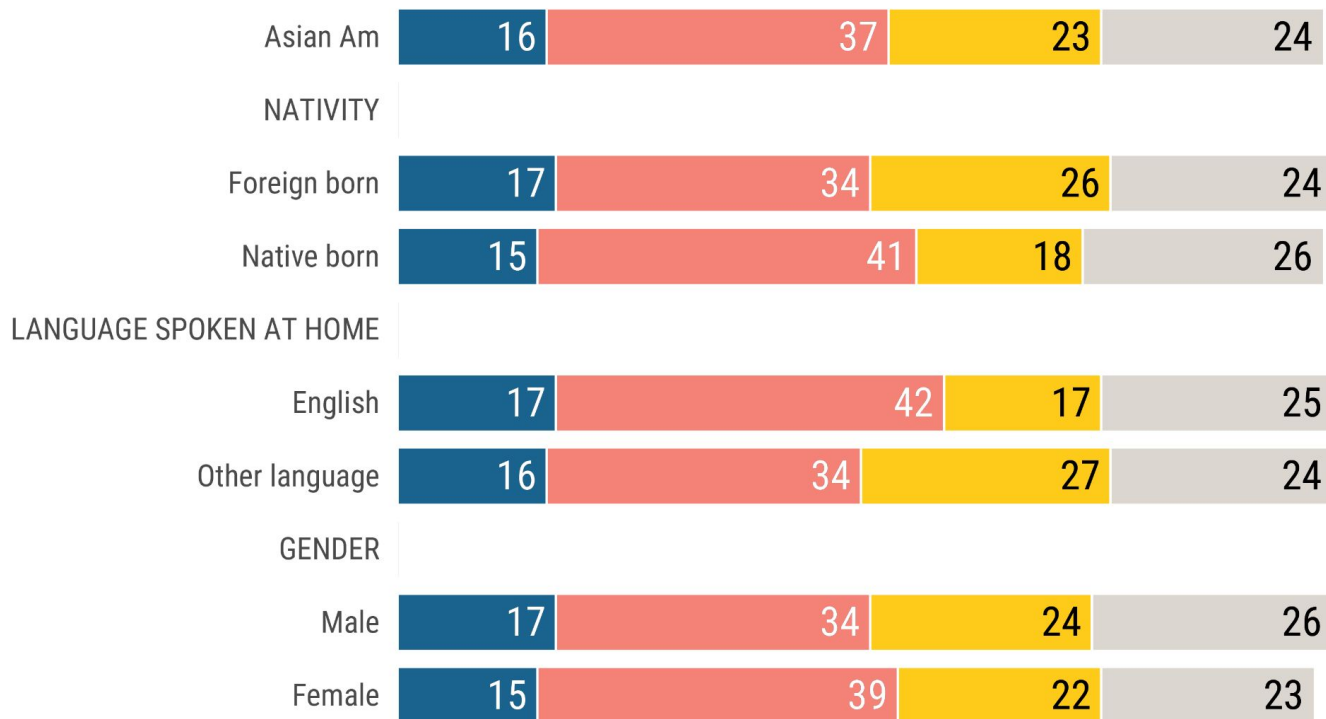
Source: AAPI Data/AP-NORC Survey Nov 2023

AAPI
DATA

APIA VOTE
ASIAN & PACIFIC ISLANDER AMERICAN VOTE
mji Asian American
Journalists
Association

Party trusted to do a better job in protecting free speech:

● Republican ● Democrat ● Both equally ● Neither



Source: AAPI Data/AP-NORC Survey Nov 2023

AAPI
DATA

APIA VOTE
ASIAN & PACIFIC ISLANDER AMERICAN VOTE

mji
Asian American
Journalists
Association

Q & A

APIA VOTE
ASIAN & PACIFIC ISLANDER AMERICAN VOTE

A A P I
D A T A

mji
Asian American
Journalists
Association

December 15, 2023